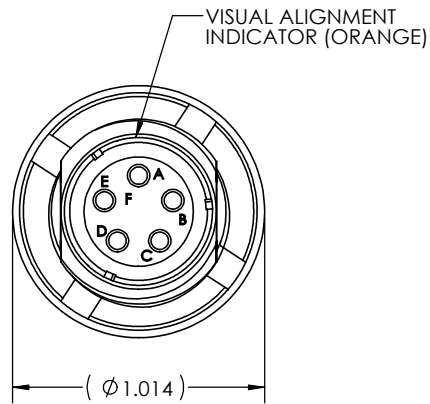
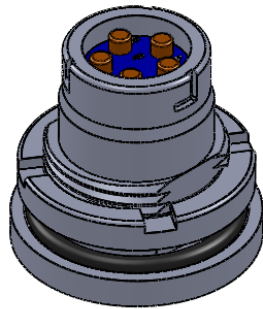
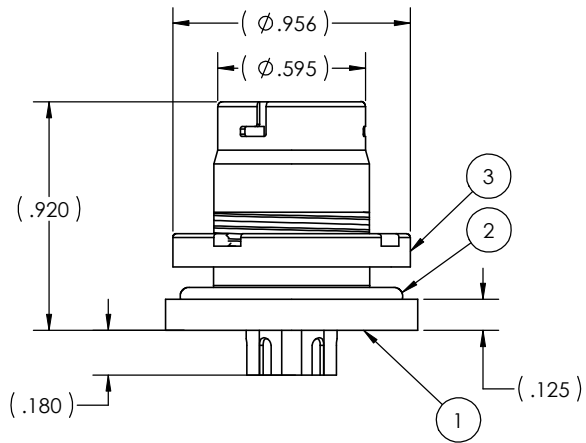


REV	DATE	DESCRIPTION OF CHANGE	ENG
A	04/25/14	RELEASED PER DCN SN0292-	RJB



BILL OF MATERIALS				
ITEM NO.	PART NUMBER	QTY.	NAME	COMMENTS
1	SN0289	1	CONNECTOR HOUSING	
2	SN0290	1	O-RING	
3	SN0291	1	JAM NUT	

- NOTES:
1. CONNECTOR SERIES: MIL-C-55116
  2. MEETS THE REQUIREMENTS OF M55116/9
  3. WIRE TERMINATION: SOLDER CUP.
  4. DIMENSIONS ARE FOR REFERENCE ONLY.

UNLESS OTHERWISE SPECIFIED:		NAME		DATE	<b>SupplyNet</b> 614 CORPORATE WAY SUITE 8M VALLEY COTTAGE, NY 10989	
DIMENSIONS ARE IN: INCHES TOLERANCES: .XX: ± 0.03 .XXX: ± 0.005		DRAWN	RJB	04/25/14	TITLE:  AUDIO CONNECTOR, 5 PIN	
ANGULAR: .XX°.1° .XX°.05°		CHECKED	RJB	04/25/14		
BREAK EDGES: .005 - .020 FILLETS: .005 - .020 SURFACE FINISH:		COMMENTS:		SIZE <b>B</b>		
		<b>PROPRIETARY AND CONFIDENTIAL</b> THE INFORMATION CONTAINED IN THIS DRAWING IS THE SOLE PROPERTY OF SUPPLYNET, INC.. ANY REPRODUCTION IN PART OR AS A WHOLE WITHOUT THE WRITTEN PERMISSION OF SUPPLYNET INC. IS PROHIBITED.			DWG. NO. <b>U-183/U</b>	REV <b>A</b>
GEOMETRIC TOLERANCING PER: ASME Y14.5 - 2009		CAGE CODE: 1HJX9			SCALE: NA	WEIGHT:
MATERIAL: SEE DRAWING NOTES					SHEET 1 OF 1	
FINISH: SEE DRAWING NOTES						
DO NOT SCALE DRAWING						