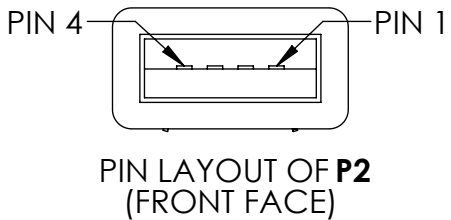
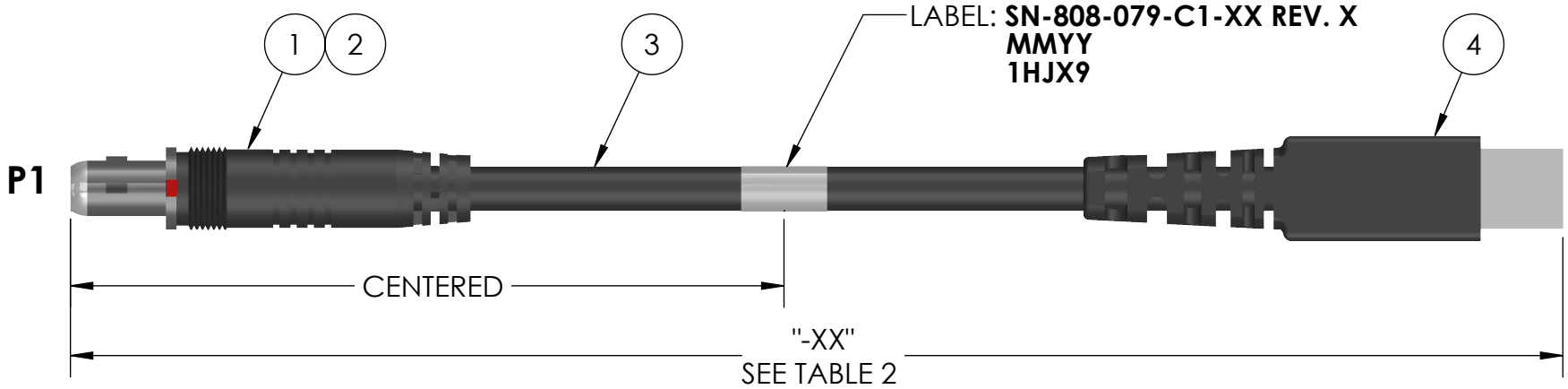
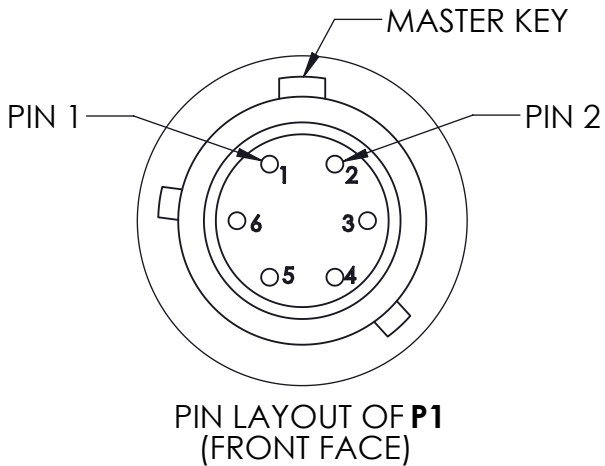


TABLE 1: WIRE RUN LIST		
P1	WIRE COLOR	P2
3	RED	1
5	WHITE	2
4	GREEN	3
2	BLACK	4
SHELL	SHIELD	SHELL

TWISTED
PAIR

TABLE 2: WIRE LENGTH TABLE		
"-XX" FROM P/N	"XX" DIMENSION (FT.)	TOLERANCE (INCHES)
01	1'	± 0.5"
03	3'	± 2.0"
06	6'	± 3.0"
12	12'	± 5.0"
14	14'	± 5.5"

REV	DATE	DESCRIPTION OF CHANGE	ENG
1	4/2/21	PRELIM	TC



BILL OF MATERIALS			
ITEM NO.	PART NUMBER	QTY	NAME
1	807-309-06ZNU6-6PY	1	MALE NETT WARRIOR
2	BE-04	1	BANDING CLAMP
3	51285	AR	CABLE, 4C USB WIRE
4	RUSB003-06BK	1	USB A MALE

- NOTES:
- 1) SOLDERING IAW IPC-J-STD-001 CLASS II AS APPLICABLE.
 - 2) CABLE ASSEMBLIES TO BE TESTED 100% FOR CONTINUITY, SHORTS, AND INSULATION RESISTANCE (250 VDC @ 100MOHM MINIMUM).
 - 3) MANUFACTURE AND INSPECT IAW IPC/WHMA A-620 CLASS 2.
 - 4) WIRE PER TABLE 1.
 - 5) IDENTIFICATION: SEE DRAWING FOR TEXT AND LOCATION. USE ADHESIVE LABEL, WHITE WITH BLACK FONT.
 - 6) COMPLETED ASSEMBLIES ARE TO BE PLACED INTO A ZIPPER POLY-BAG.

UNLESS OTHERWISE SPECIFIED:
DIMENSIONS ARE IN: INCHES
TOLERANCES: .XX: ± 0.03
.XXX: ± 0.005
ANGULAR: .X°: 1°
.XX°: 0.5°
BREAK EDGES: .005 - .020
FILLETS: .005 - .020
SURFACE FINISH:

GEOMETRIC TOLERANCING
PER: ASME Y14.5 -2009

MATERIAL: SEE DRAWING NOTES
FINISH: SEE DRAWING NOTES

DO NOT SCALE DRAWING

DRAWN	TC	4/2/21
CHECKED	RB	4/2/21
COMMENTS:		

PROPRIETARY AND CONFIDENTIAL
THE INFORMATION CONTAINED IN THIS DRAWING IS THE SOLE PROPERTY OF SUPPLYNET, INC. ANY REPRODUCTION IN PART OR AS A WHOLE WITHOUT THE WRITTEN PERMISSION OF SUPPLYNET INC. IS PROHIBITED.

CAGE CODE: 1HJX9

REF. NUMBER: SN0803

SupplyNet 706 EXECUTIVE BLVD.
SUITE B
VALLEY COTTAGE, NY 10989

TITLE:
**GLENAIR NETT WARRIOR
PLUG TO USB A MALE**

SIZE B	DWG. NO. SN-808-079-C1-XX	REV 1
SCALE: NA	WEIGHT:	SHEET 1 OF 1