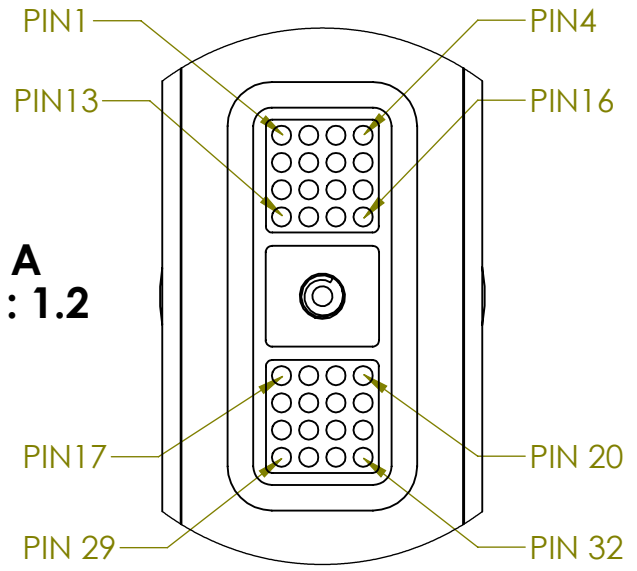
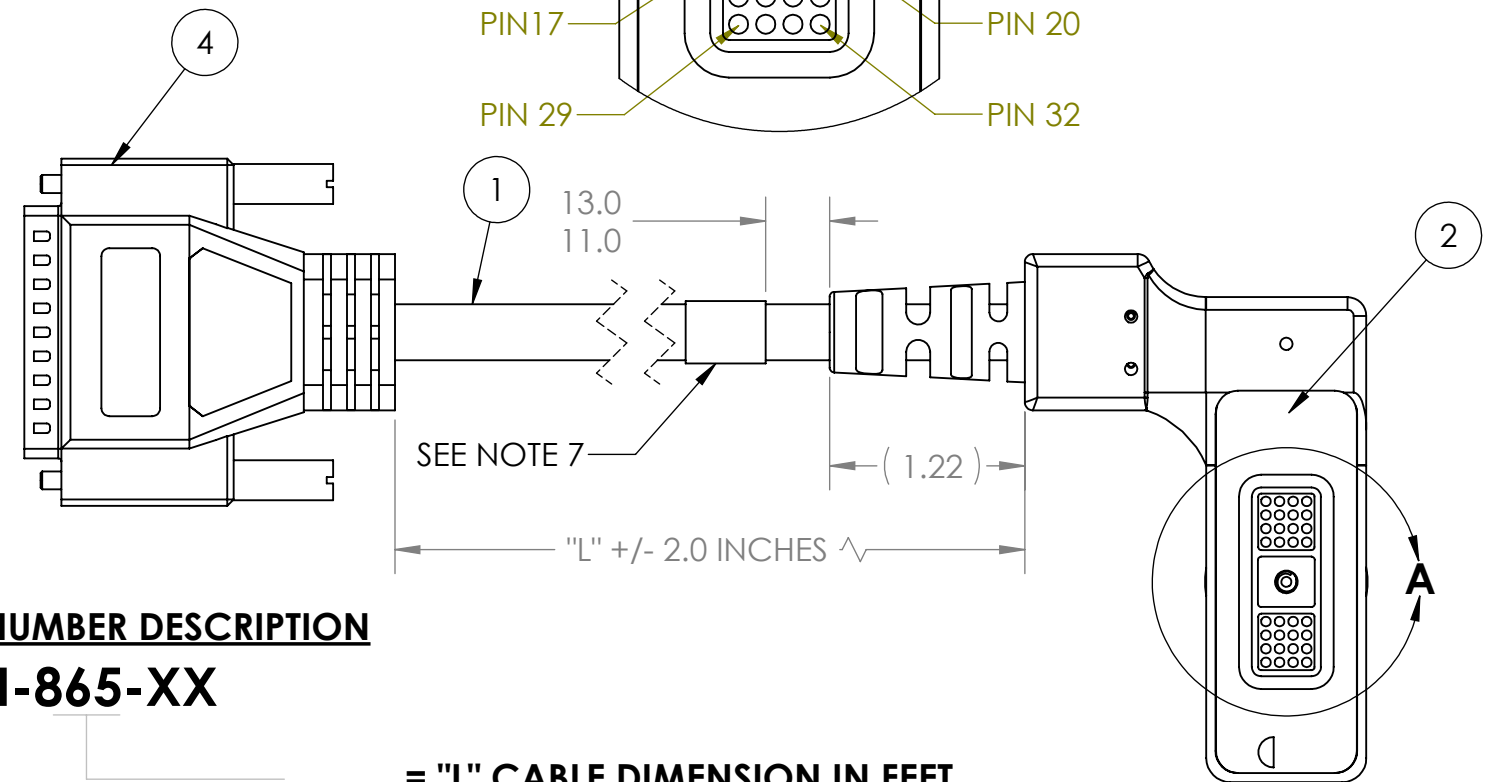


REV	DATE	DESCRIPTION OF CHANGE	ENG
B	03/27/18	UPDATED WIRE RUN LIST P1-1 TO P2-1, P1-3 TO P2-3	TC

**DETAIL A
SCALE 2:1.2**



P1

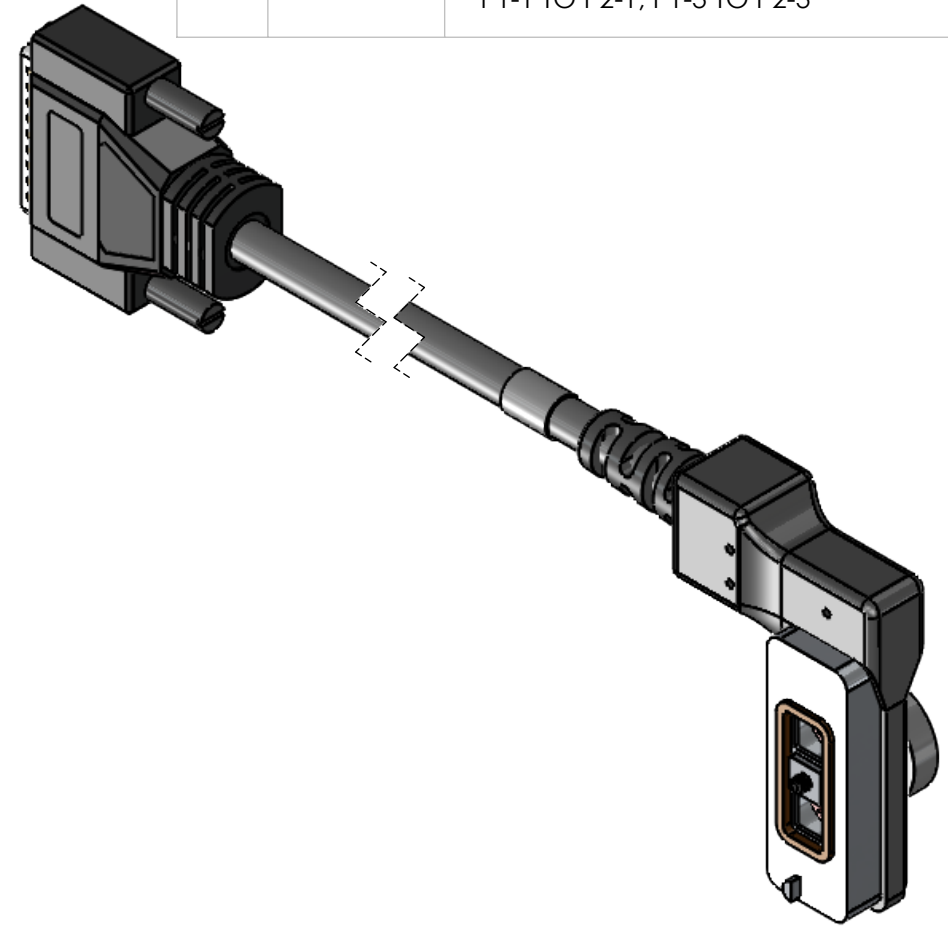


PART NUMBER DESCRIPTION
SN-865-XX

= "L" CABLE DIMENSION IN FEET.
EXAMPLE SN-865-03 HAS AN "L" DIMENSION OF 3 FEET.
REF. TABLE 2.

NOTES:

- CABLES: ITEM 1:26 AWG, 32 CONDUCTOR, OD: 0.350 NOMINAL. POLYURETHANE INSULATION. OUTER SHIELD 38 AWG, TIN PLATED COPPER BRAID, 90% COVERAGE.
- OVERMOLD MATERIAL: 90A POLYETHER-TYPE THERMOPLASTIC POLYURETHANE (TPU).
- JACKET: BLACK MATTE FINISH.
- E33, E34 IS CHASSIS GROUND
- SOLDERING IAW IPC-J-STD-001 CLASS II AS APPLICABLE.
- CABLE ASSEMBLIES TO BE 100% TESTED FOR CONTINUITY, SHORTS AND INSULATION RESISTANCE (250V @100MOHM MINIMUM)
- IDENTIFICATION: IDENTIFY ON PART THE FOLLOWING INFORMATION FOR EACH PART DELIVERED. UOS PART MARKING ON THE WIRE IS PROHIBITED:
PN: SN-865-XX REV X (REV MARKING PER PO & PN PER DESCRIPTION)
CAGE CODE: 1HJX9
DATE OF MFGR: MM/YY
USE ADHESIVE LABEL, WHITE WITH BLACK FONT.
- WIRING FUNCTION AND PIN LOCATION: SEE SHEET 2, TABLE 1 AND DRAWING SN0057.
- MANUFACTURE AND INSPECT IAW IPC/WHMA A-620 CLASS 2.



P2

BILL OF MATERIALS				
ITEM NO.	PART NUMBER	QTY	NAME	COMMENTS
1	51367	AR	WIRE	32C CABLE
2	TE-32M-ASSY	2	CONNECTOR ASSEMBLY	INCLUDES HOUSING, FASTENERS, THUMBWHEEL. PROVIDED BY SUPPLYNET
3	TBD	1	DB44 MALE	INDUSTRY STANDARD
4	SN0057	1	PCB	SUPPLYNET PROVIDED.

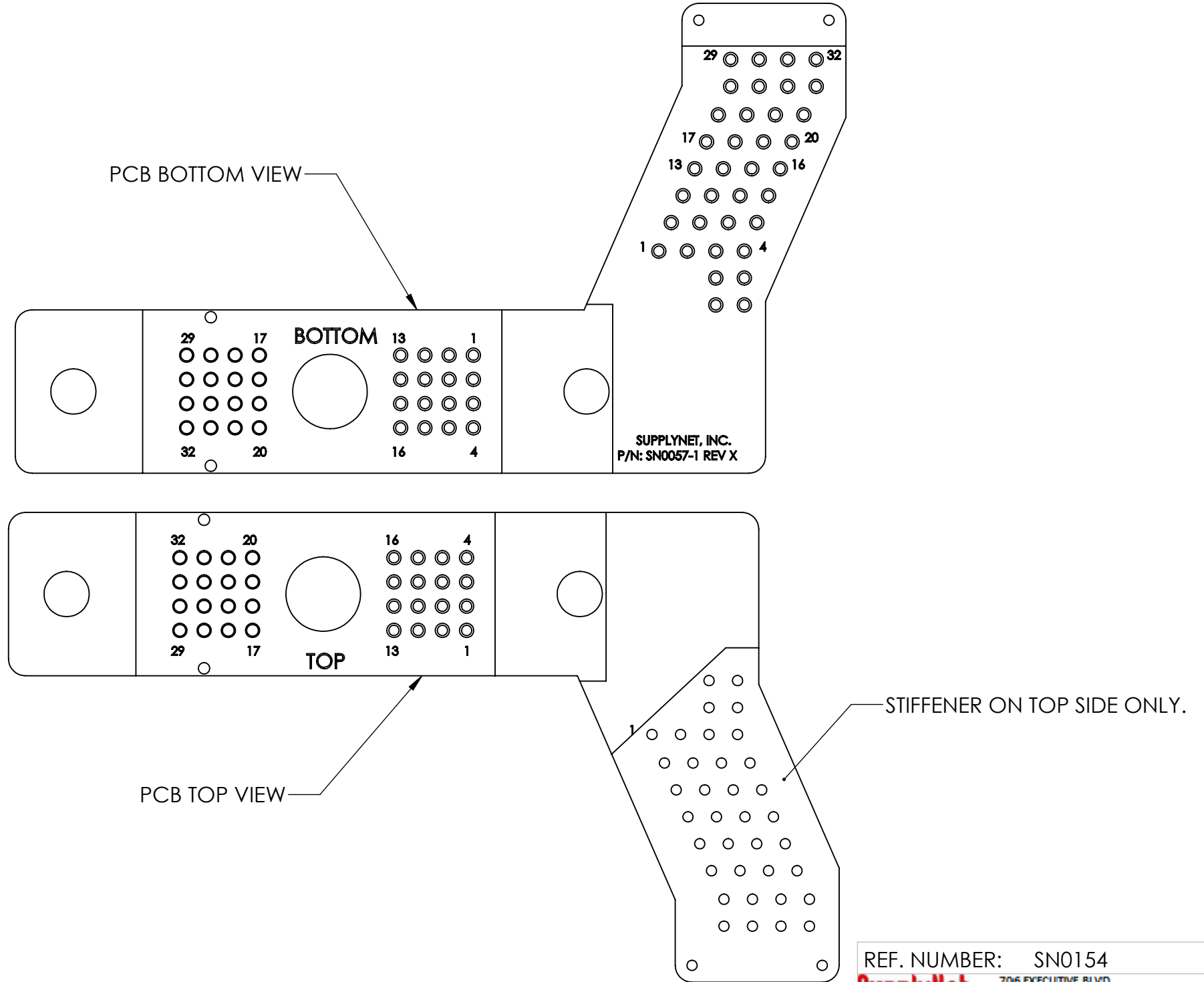
UNLESS OTHERWISE SPECIFIED:
DIMENSIONS ARE IN: INCHES
TOLERANCES: .XX: ± 0.03
.XXX: ± 0.005
ANGULAR: .X°: 1°
.XX°: 0.5°
BREAK EDGES: .005 - .020
FILLETS: .005 - .020
SURFACE FINISH:
GEOMETRIC TOLERANCING PER: ASME Y14.5 -2009
MATERIAL: SEE DRAWING NOTES
FINISH: SEE DRAWING NOTES
DO NOT SCALE DRAWING

NAME	DATE
DRAWN RJB	04/11/13
CHECKED RJB	04/11/13
COMMENTS:	
PROPRIETARY AND CONFIDENTIAL	
THE INFORMATION CONTAINED IN THIS DRAWING IS THE SOLE PROPERTY OF SUPPLYNET, INC. ANY REPRODUCTION IN PART OR AS A WHOLE WITHOUT THE WRITTEN PERMISSION OF SUPPLYNET INC. IS PROHIBITED.	
CAGE CODE: 1HJX9	

REF. NUMBER: SN0154
SupplyNet 706 EXECUTIVE BLVD.
SUITE B
VALLEY COTTAGE, NY 10989
TITLE: FRONT EXIT PRC-117G
32 PIN INTERFACE
J3 PORT TO DB44 MALE.
SIZE **B** DWG. NO. SN-865-XX REV **B**
SCALE: NA WEIGHT: SHEET 1 OF 2

TABLE 1		
ITEM 1 (32 C CABLE)		
FROM	TO	WIRE COLOR
P1-1	P2-1	WHITE / BLACK
P1-2	P2-2	BLACK / WHITE
P1-3	P2-3	BROWN / WHITE
P1-4	P2-4	RED / WHITE
P1-5	P2-5	RED / BLACK
P1-6	P2-6	YELLOW / WHITE
P1-7	P2-7	YELLOW / BLACK
P1-8	P2-8	PURPLE / WHITE
P1-9	P2-9	GRAY / WHITE
P1-10	P2-10	TAN / WHITE
P1-11	P2-11	TAN / BLACK
P1-12	P2-12	PINK / WHITE
P1-13	P2-13	RED
P1-14	P2-14	YELLOW
P1-15	P2-15	BLUE
P1-16	P2-16	BROWN
P1-17	P2-17	BLACK
P1-18	P2-18	PURPLE
P1-19	P2-19	GRAY
P1-20	P2-20	PINK
P1-21	P2-21	TAN
P1-22	P2-22	LIGHT GREEN *
P1-23	P2-23	LIGHT BLUE *
P1-24	P2-24	GREEN TWISTED PAIR
P1-25	P2-25	WHITE TWISTED PAIR
P1-26	P2-26	DARK ORANGE **
P1-27	P2-27	DARK BLUE **
P1-28	P2-28	NC
P1-29	P2-29	DARK GREEN ** TWISTED PAIR
P1-30	P2-30	CLEAR TWISTED PAIR
P1-31	P2-31	ORANGE TWISTED PAIR
P1-32	P2-32	CLEAR TWISTED PAIR
P1-CHASSIS	P2-E33 OR E34	BRAIDED SHIELD
* OPTIONAL WHITE BAND FOR CLARITY		
** OPTIONAL BLACK BAND FOR CLARITY		

TABLE 2	
PART NUMBER & PART MARKING	"L" DIMENSION (INCHES)
SN-865-03	36
SN-865-06	72
SN-865-08	96
SN-865-10	120
SN-865-12	144
SN-865-18	216
SN-865-20	240
SN-865-25	300
SN-865-30	360



REF. NUMBER: SN0154

SupplyNet 706 EXECUTIVE BLVD.
SUITE B
VALLEY COTTAGE, NY 10989

TITLE:
**FRONT EXIT PRC-117G
32 PIN INTERFACE
J3 PORT TO DB44 MALE.**

SIZE B	DWG. NO. SN-865-XX	REV B
SCALE: NA	WEIGHT:	SHEET 2 OF 2

PROPRIETARY AND CONFIDENTIAL
THE INFORMATION CONTAINED IN THIS DRAWING IS THE SOLE PROPERTY OF SUPPLYNET, INC. ANY REPRODUCTION IN PART OR AS A WHOLE WITHOUT THE WRITTEN PERMISSION OF SUPPLYNET INC. IS PROHIBITED.

CAGE CODE: 1HJX9