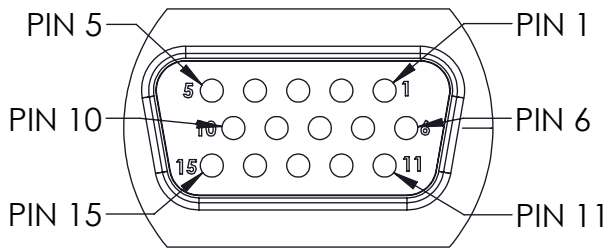
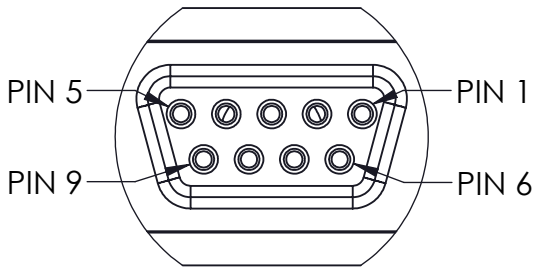


TABLE 1: WIRING		
P1	WIRE COLORS	P2
15	BROWN	3
14	BLACK	2
4, 3	WHITE	5
SHELL	SHIELD	SHELL

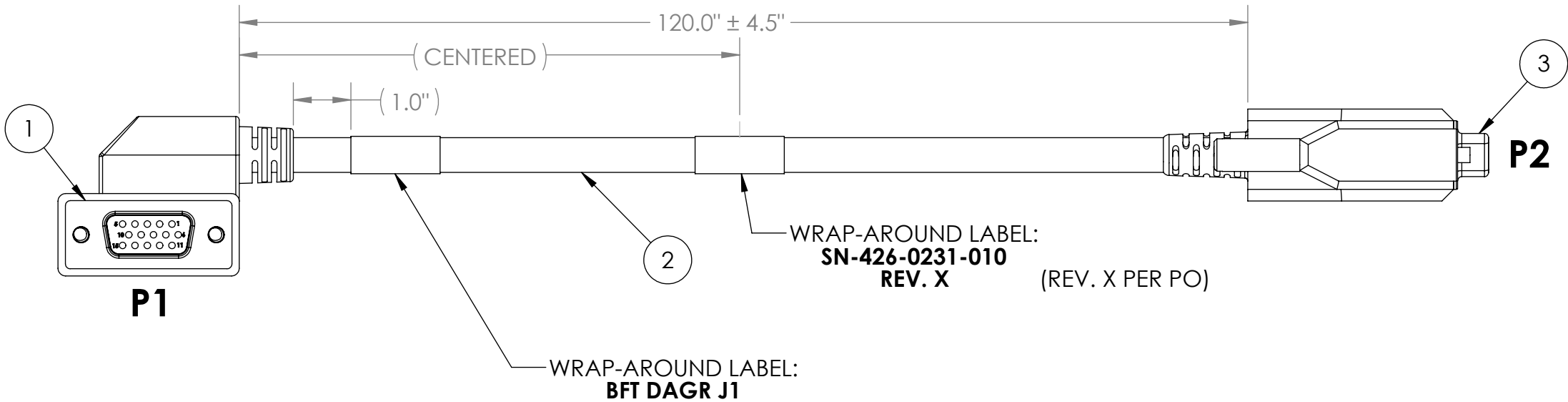
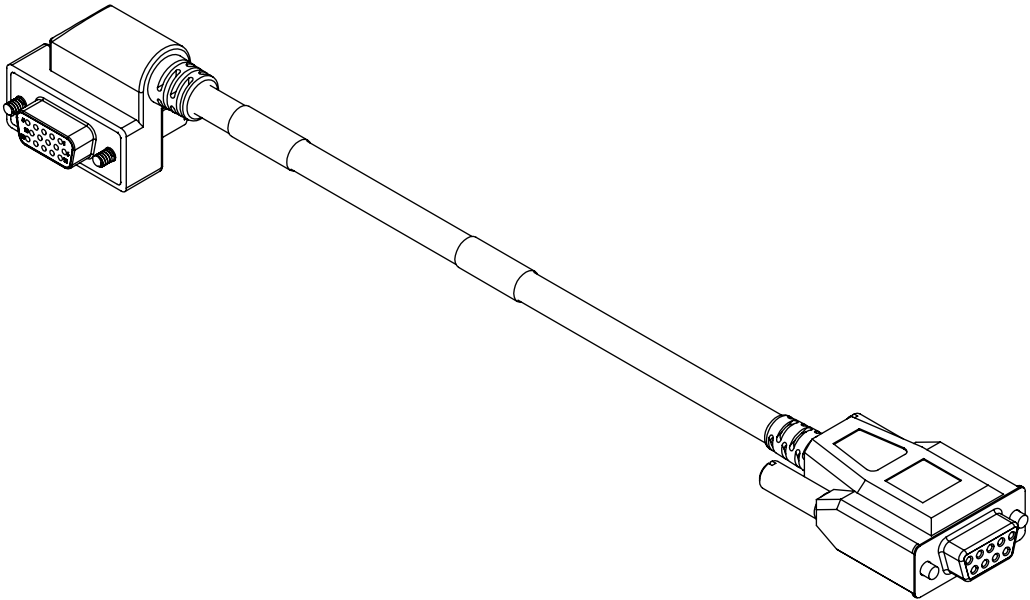
REV	DATE	DESCRIPTION OF CHANGE	ENG
C	6/28/2019	UPDATED PIN LAYOUTS, ADDED LABEL LOCATION DIMENSIONS	LS



PIN LAYOUT OF **P1**
(FRONT FACE)



PIN LAYOUT OF **P2**
(FRONT FACE)



NOTES:

1. SOLDERING IAW IPC-J-STD-001 CLASS II AS APPLICABLE.
2. CABLE ASSEMBLIES TO BE 100% TESTED FOR CONTINUITY AND SHORTS.
3. MANUFACTURE AND INSPECT IAW IPC/WHMA A-620 CLASS 2.
4. COMPLETED ASSEMBLIES ARE TO BE PLACE IN A ZIPPER POLY-BAG.

UNLESS OTHERWISE SPECIFIED:		NAME		DATE		<div>SupplyNet</div>		<div>DESIGN ENGINEERING MANUFACTURING</div>			
DIMENSIONS ARE IN: INCHES TOLERANCES: .XX: ± 0.03 .XXX: ± 0.005 ANGULAR: .X°: 1° .XX°: 0.5° BREAK EDGES: .005 - .020 FILLET: .005 - .020 SURFACE FINISH: GEOMETRIC TOLERANCING PER: ASME Y14.5-2009 MATERIAL: SEE DRAWING NOTES FINISH: SEE DRAWING NOTES DO NOT SCALE DRAWING		DRAWN	LS	5/6/2019		TITLE: HD15 FEMALE TO DB9 FEMALE, DAGR J1 SERIAL CABLE (CROSS REF.: 11027B0143)					
		CHECKED	RB	5/6/2019							
		COMMENTS:				SIZE DWG. NO. REV B SN-426-0231-010 C					
		<div>PROPRIETARY AND CONFIDENTIAL</div> <div>THE INFORMATION CONTAINED IN THIS DRAWING IS THE SOLE PROPERTY OF SUPPLYNET, INC. ANY REPRODUCTION IN PART OR AS A WHOLE WITHOUT THE WRITTEN PERMISSION OF SUPPLYNET INC. IS PROHIBITED.</div>				SCALE: NA		WEIGHT:		SHEET 1 OF 1	
		CAGE CODE: 1HJX9									