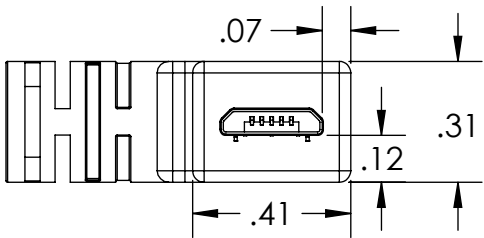
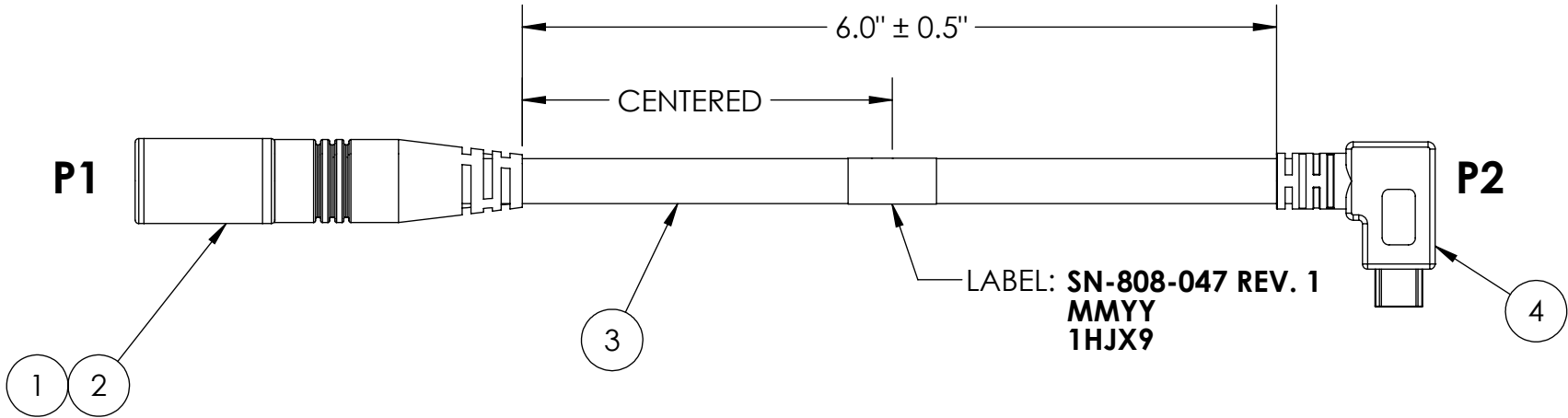
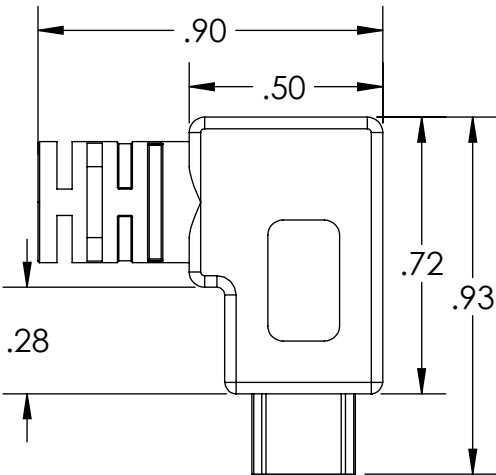

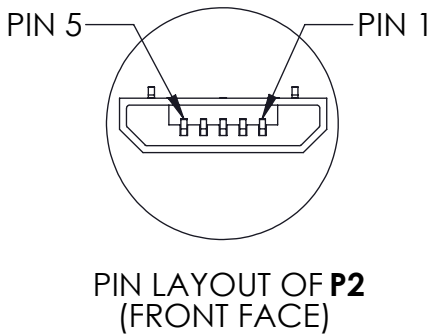
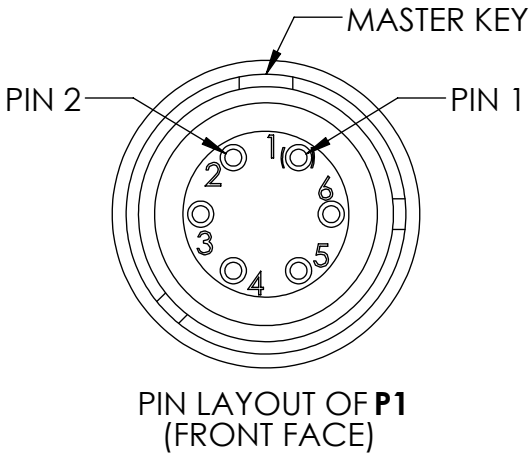


TABLE 1: WIRE RUN LIST		
P1	WIRE COLOR	P2
3	RED	1
5	WHITE	2
4	GREEN	3
2	BLACK	4
	ORANGE	5
SHELL	SHIELD	SHELL

REV	DATE	DESCRIPTION OF CHANGE	ENG
2	5/22/17	CHANGED CONNECTOR TYPE (P1)	LS



MICRO USB DIMENSIONS

NOTES:

- 1) SOLDERING IAW IPC-J-STD-001 CLASS II AS APPLICABLE.
- 2) CABLE ASSEMBLIES TO BE TESTED 100% FOR CONTINUITY, SHORTS, AND INSULATION RESISTANCE (250 VDC @ 100MOHM MINIMUM).
- 3) MANUFACTURE AND INSPECT IAW IPC/WHMA A-620 CLASS 2.
- 4) WIRE PER TABLE 1.
- 5) IDENTIFICATION: SEE DRAWING FOR TEXT AND LOCATION.USE ADHESIVE LABEL, WHITE WITH BLACK FONT.

BILL OF MATERIALS			
ITEM NO.	PART NUMBER	QTY	NAME
1	807-348-01ZNU6-6SY	1	FEMALE NETT WARRIOR
2	BE-04	1	BANDING CLAMP
3	246C-V04A	19"	CABLE, 5mm OD, 6C, 24 AWG
4	TBD	1	RIGHT ANGLE MICRO B USB MALE

UNLESS OTHERWISE SPECIFIED:			
DIMENSIONS ARE IN: INCHES TOLERANCES: .XX: ± 0.03 .XXX: ± 0.005 ANGULAR: .X°: 1° .XX°: 0.5° BREAK EDGES: .005 - .020 FILLETS: .005 - .020 SUFACE FINISH:	DRAWN	LS	3/9/17
	CHECKED	RB	3/9/17
GEOMETRIC TOLERANCING PER: ASME Y14.5 -2009 MATERIAL: SEE DRAWING NOTES FINISH: SEE DRAWING NOTES	COMMENTS:		
	DO NOT SCALE DRAWING		

UNLESS OTHERWISE SPECIFIED:			
DIMENSIONS ARE IN: INCHES TOLERANCES: .XX: ± 0.03 .XXX: ± 0.005 ANGULAR: .X°: 1° .XX°: 0.5° BREAK EDGES: .005 - .020 FILLETS: .005 - .020 SUFACE FINISH:	DRAWN	LS	3/9/17
	CHECKED	RB	3/9/17
GEOMETRIC TOLERANCING PER: ASME Y14.5 -2009 MATERIAL: SEE DRAWING NOTES FINISH: SEE DRAWING NOTES	COMMENTS:		
	DO NOT SCALE DRAWING		

REF. NUMBER: SN0458		SupplyNet 706 EXECUTIVE BLVD. SUITE B VALLEY COTTAGE, NY 10989	
TITLE: GLENAIR NW TO RIGHT ANGLE MICRO-B USB, 18"			
SIZE B	DWG. NO. SN-808-047	REV 2	
SCALE: NA		WEIGHT:	SHEET 1 OF 1