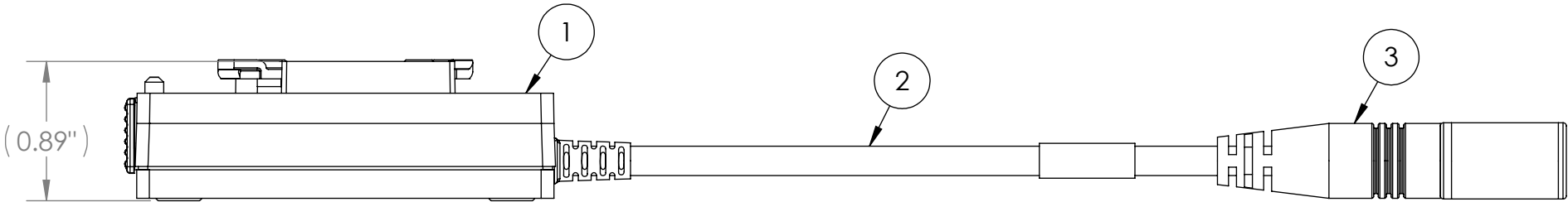
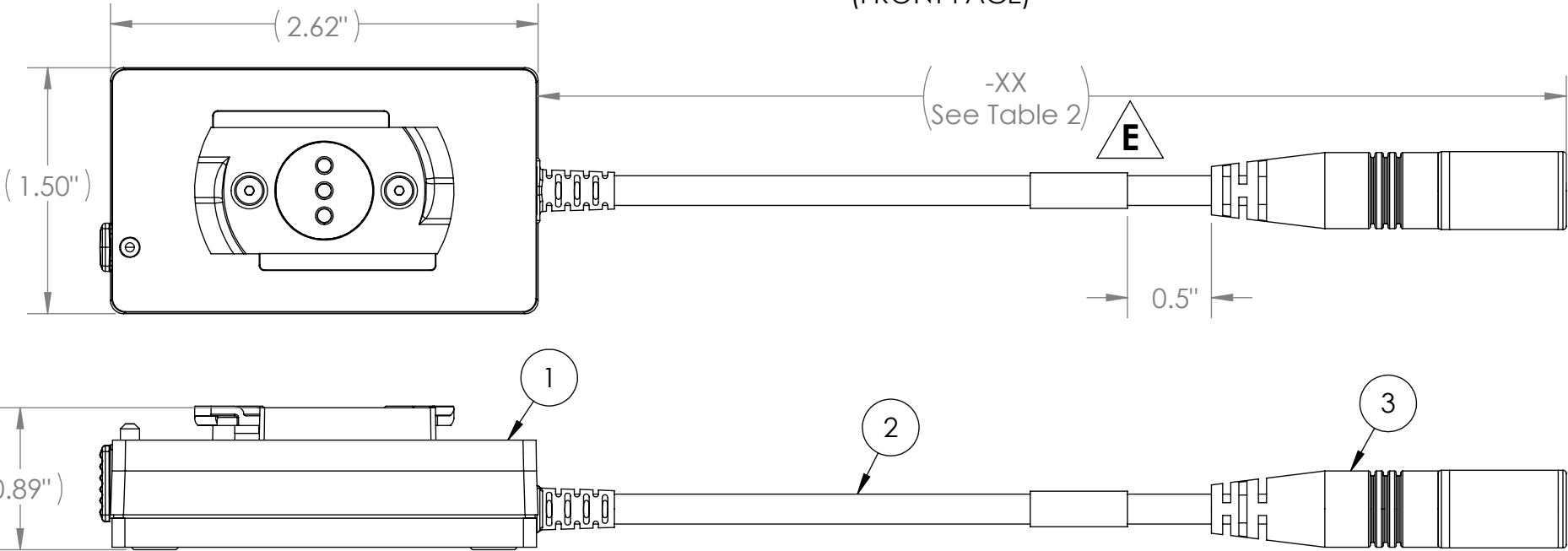
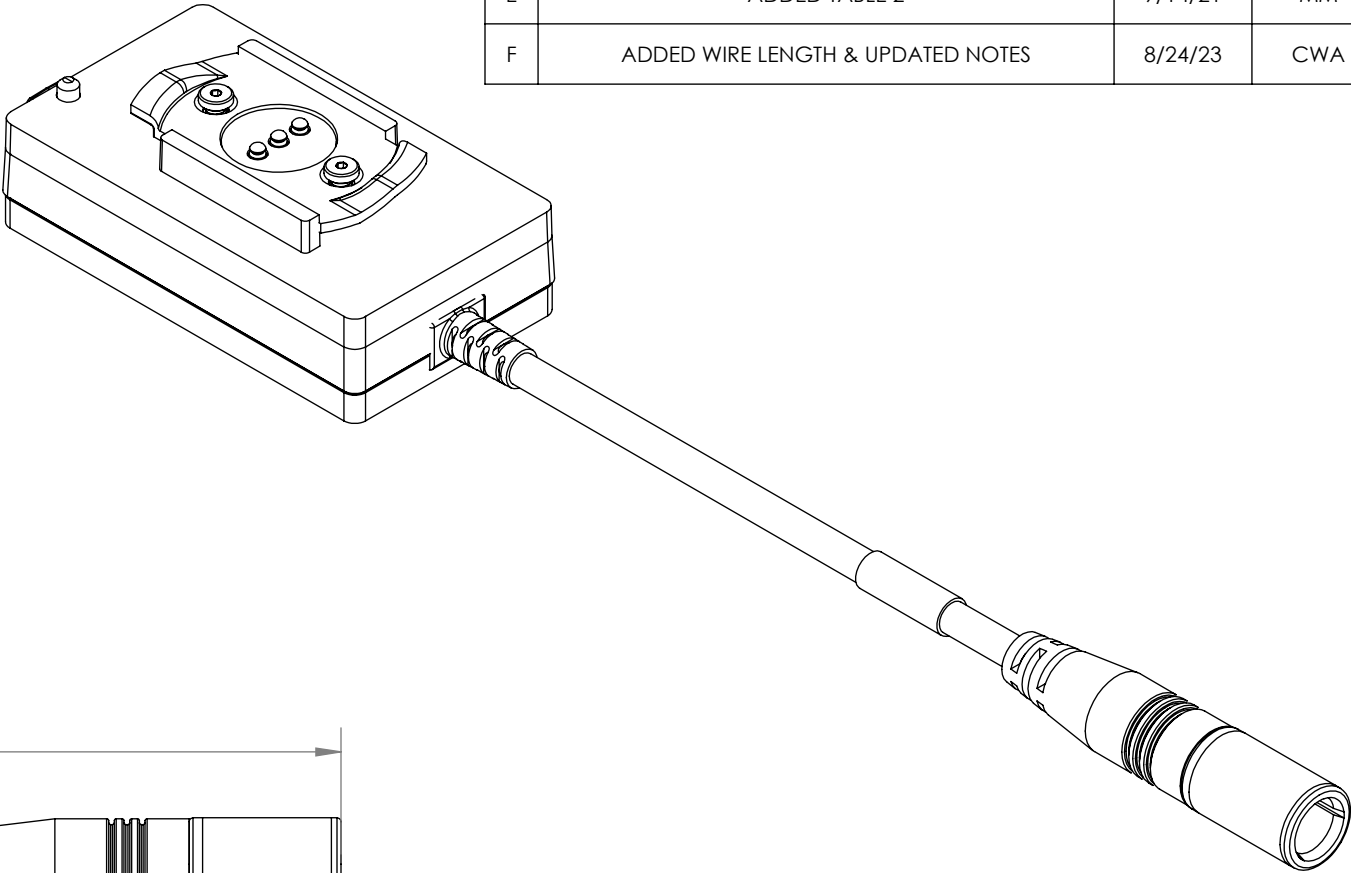
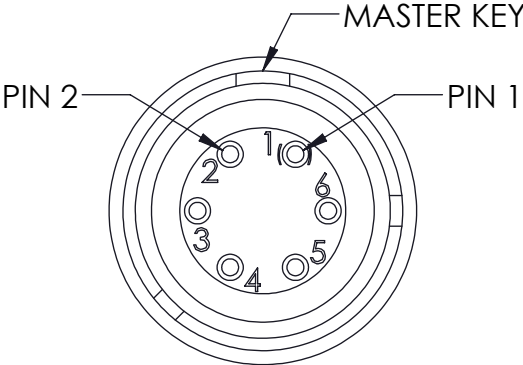
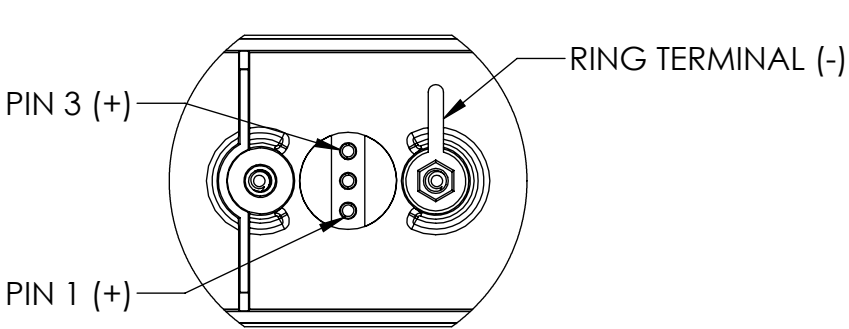


TABLE 1: WIRE RUN LIST			TABLE 2: WIRE LENGTH		
P1 (ITEM 1)	COLOR	P2 (ITEM 3)	PART NUMBER & PART MARKING	"L" DIMENSION (INCHES)	TOLERANCE (INCHES)
1, 3	RED	1	SN-1032-.5	6	+1.0", -0.0"
RING TERMINAL	GREEN	2	SN-1032-01	12	+1.0", -0.0"
			SN-1032-01.5	18	+1.0", -0.0"

REVISIONS			
REV.	DESCRIPTION	DATE	ENG
E	ADDED TABLE 2	9/14/21	MM
F	ADDED WIRE LENGTH & UPDATED NOTES	8/24/23	CWA



NOTES:

1. WIRING SHALL BE DONE IN ACCORDANCE WITH TABLE 1 WIRE RUN LIST.
2. MARKING REQUIREMENTS:
  - A. LABELS SHALL BE MARKED IN ACCORDANCE WITH ML-STD-130 AS APPLICABLE.
  - B. LABELS SHALL BE WHITE WITH BLACK TEXT.
  - C. LABELS SHALL BE PLACED WERE SHOWN IN DRAWING.
  - D. ADHESIVE WRAP AROUND LABEL MAY BE USED.
3. SOLDERING: IAW IPC-J-STD-001 CLASS 2 AS A APPLICABLE.
4. ASSEMBLY TO BE 100% TESTED FOR SHORTS & CONTINUITY.
5. MANUFACTURE AND INSPECT IAW IPC/WHMA A-620 CLASS 2.

BILL OF MATERIALS			
ITEM NO.	PART NUMBER	QTY	NAME
1	SN-799	1	MBITER BATTERY CONNECTOR
2	202C-V04A	AR	CABLE, 2C
3	807-348-01ZNU6-6SY	1	CONNECTOR, FEMALE
4	TBD	1	RING TERMINAL

UNLESS OTHERWISE SPECIFIED:		NAME	DATE	<div>SupplyNet</div> <div>DESIGN ENGINEERING MANUFACTURING</div>		
DIMENSIONS ARE IN: INCHES		DRAWN	LS			4/4/17
TOLERANCES: .XX: ± 0.03		CHECKED	RB	4/4/17	TITLE:  <b>PRC-152 TO NETT WARRIOR FEMALE</b>	
.XXX: ± 0.005						
ANGULAR: .X*: 1°						
.XX*: 0.5°						
BREAK EDGES: .005 - .020						
FILLETS: .005 - .020		COMMENTS:		SIZE <b>B</b>	DWG. NO. <b>SN-1032-XX</b>	REV <b>F</b>
SURFACE FINISH:						
GEOMETRIC TOLERANCING PER: ASME Y14.5-2009		<b>PROPRIETARY AND CONFIDENTIAL</b> THE INFORMATION CONTAINED IN THIS DRAWING IS THE SOLE PROPERTY OF SUPPLYNET, INC. ANY REPRODUCTION IN PART OR AS A WHOLE WITHOUT THE WRITTEN PERMISSION OF SUPPLYNET INC. IS PROHIBITED.				
MATERIAL: SEE DRAWING NOTES						
FINISH: SEE DRAWING NOTES						
DO NOT SCALE DRAWING		<b>CAGE CODE: 1HJX9</b>		SCALE: NA	WEIGHT:	SHEET 1 OF 1