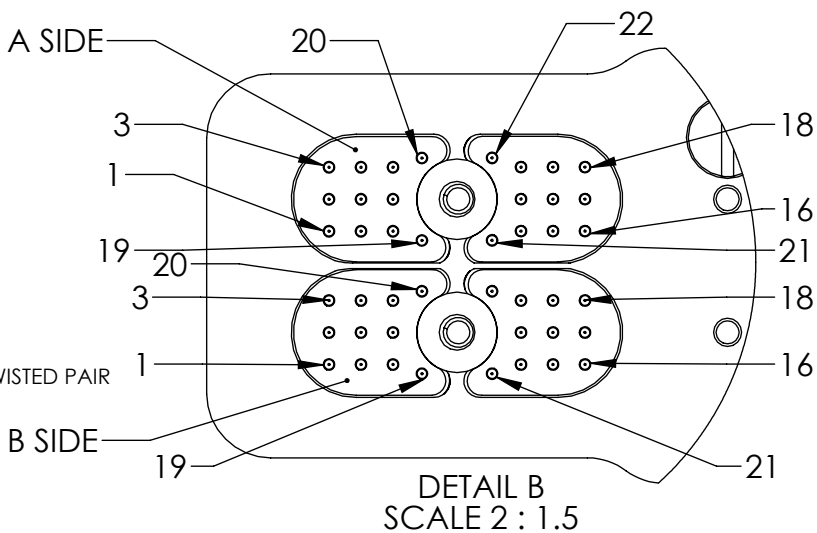
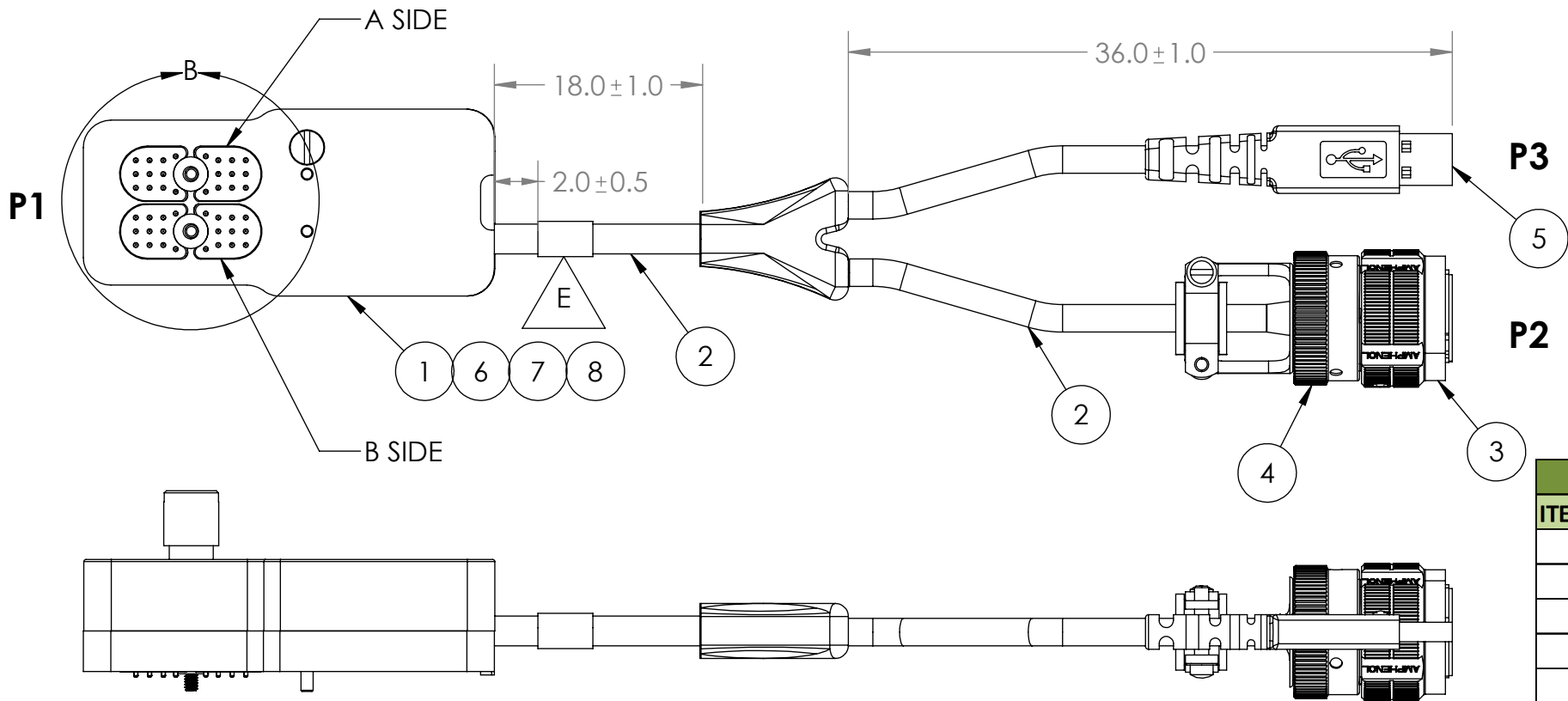
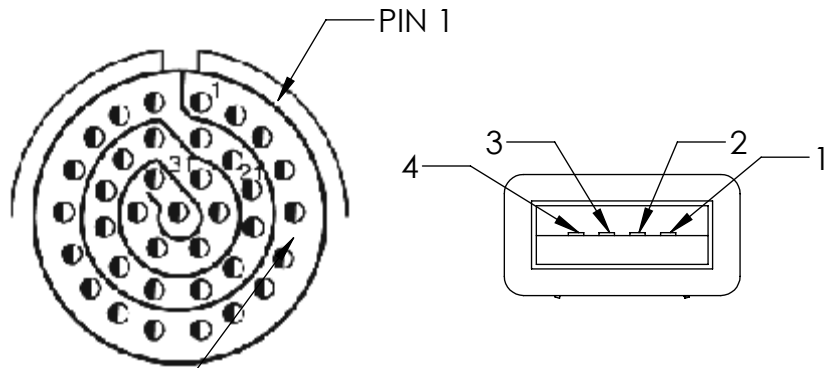


TABLE 1: WIRING

| P1 (B) | P1 (A) | WIRE COLORS | P2 (D38999) | P3(USB) |
|--------|--------|-------------|------------------|-----------|
| 19 | | ORANGE | 19 (ORANGE) | |
| 20 | | CLEAR | 1 (CLEAR) | |
| 21 | | DARK GREEN | 17 (DARK GREEN) | |
| 22 | | CLEAR | 30 (CLEAR) | |
| 1 | | YELLOW | 18 (YELLOW) | |
| | | | 24,3,20 (JUMPED) | |
| | 7 | RED | | 1 (RED) |
| | 19 | WHITE | | 2 (WHITE) |
| | 20 | GREEN | | 3 (GREEN) |
| | 1 | BLACK | | 4 (BLACK) |
| SHELL | SHELL | SHIELD | | SHELL |



| REVISIONS | | | |
|-----------|---|------------|-----|
| REV. | DESCRIPTION | DATE | ENG |
| G | UPDATED MODEL, ADJUSTED WIRE COLORS, CHANGED ITEM#1 P/N | 5/17/2022 | MOB |
| H | UPDATED NOTES, UPDATED BALOON, UPDATED BOM | 6/12/2023 | DR |
| J | UPDATED WIRE RUN LIST | 10/26/2023 | CWA |



| TABLE 2: BILL OF MATERIALS | | | |
|----------------------------|------------------|-----|--------------------------------------|
| ITEM NO. | PART NO | QTY | NAME/DESCRIPTION |
| 1 | SN-1131-RF-PARTS | 1 | DUAL HOTSHOE ASSY. |
| 2 | 51234 | AR | 19C WIRE .270" OD |
| 3 | D38999/26WD35SN | 1 | 37 POS. D38999 CONN. |
| 4 | M85049/38-15W | 1 | CABLE CLAMP BACKSHELL |
| 5 | RR-AMX2-72G | 0.1 | USB-A CABLE, SHIELDED,. 197 IN. DIA. |
| 6 | BE-04 | 1 | BANDING CLAMP |
| 7 | SN0376-RF-PCB | 1 | DUAL CONNECTOR, 44 POS. PCB. |
| 8 | SN-1131-RF-PLUG | 1 | RF CONNECTOR PLUG |

NOTES:

- WIRING SHALL BE DONE IN ACCORDANCE WITH TABLE 1 WIRE RUN LIST.
- MARKING REQUIREMENTS:
 - LABELS SHALL BE MARKED IN ACCORDANCE WITH MIL-STD-130 AS APPLICABLE.
 - LABELS SHALL BE WHITE WITH BLACK TEXT.
 - LABELS SHALL BE PLACED WHERE SHOWN IN DRAWING.
 - ADHESIVE WRAP AROUND LABEL MAY BE USED.
- LABEL SHALL BE MARKED WITH THE BELOW INFORMATION ONLY. (REV MARKING PER PO)
PN: 1373296 REV X (REV MARKING PER PO)
CAGE: 47358
MFD: MM/YY
- SOLDERING: IAW IPC-J-STD-001 CLASS 2 AS APPLICABLE
- ASSEMBLY TO BE 100% TESTED FOR SHORTS, CONTINUITY, AND JACKET RESISTANCE (250V @ 100MOHM MIN.)
- MANUFACTURE AND INSPECT IAW IPC/WHMA A-620 CLASS 2.

| | | | |
|---|--|--|--|
| UNLESS OTHERWISE SPECIFIED: | | | |
| DIMENSIONS ARE IN: INCHES | | | |
| TOLERANCES: .XX: ± 0.03 | | | |
| .XXX: ± 0.005 | | | |
| ANGULAR: .X°: 1° | | | |
| .XX°: 0.5° | | | |
| BREAK EDGES: .005 - .020 | | | |
| FILLET: .005 - .020 | | | |
| SURFACE FINISH: | | | |
| GEOMETRIC TOLERANCING PER: ASME Y14.5 -2009 | | | |
| MATERIAL: SEE DRAWING NOTES | | | |
| FINISH: SEE DRAWING NOTES | | | |
| DO NOT SCALE DRAWING | | | |

| | | |
|--|----|--------|
| DRAWN | TC | 5/5/20 |
| CHECKED | RB | 5/5/20 |
| COMMENTS: | | |
| PROPRIETARY AND CONFIDENTIAL | | |
| THE INFORMATION CONTAINED IN THIS DRAWING IS THE SOLE PROPERTY OF SUPPLYNET, INC. ANY REPRODUCTION IN PART OR AS A WHOLE WITHOUT THE WRITTEN PERMISSION OF SUPPLYNET INC. IS PROHIBITED. | | |
| CAGE CODE: 1HJX9 | | |

REF. NUMBER: SN0723



TITLE: **HOTSHOE TO D38999/26WD35SN & USB**

| | | |
|----------|------------------|----------|
| SIZE | DWG. NO. | REV |
| B | SN-1131-A | J |

| | | |
|-----------|---------|--------------|
| SCALE: NA | WEIGHT: | SHEET 1 OF 2 |
|-----------|---------|--------------|