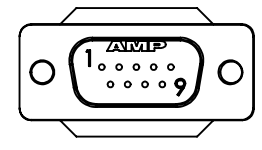
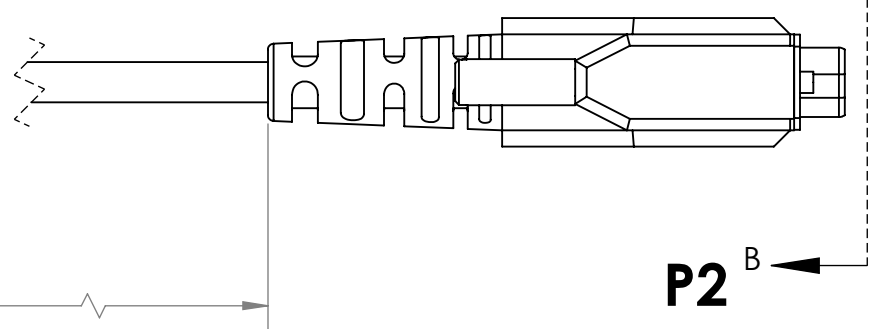
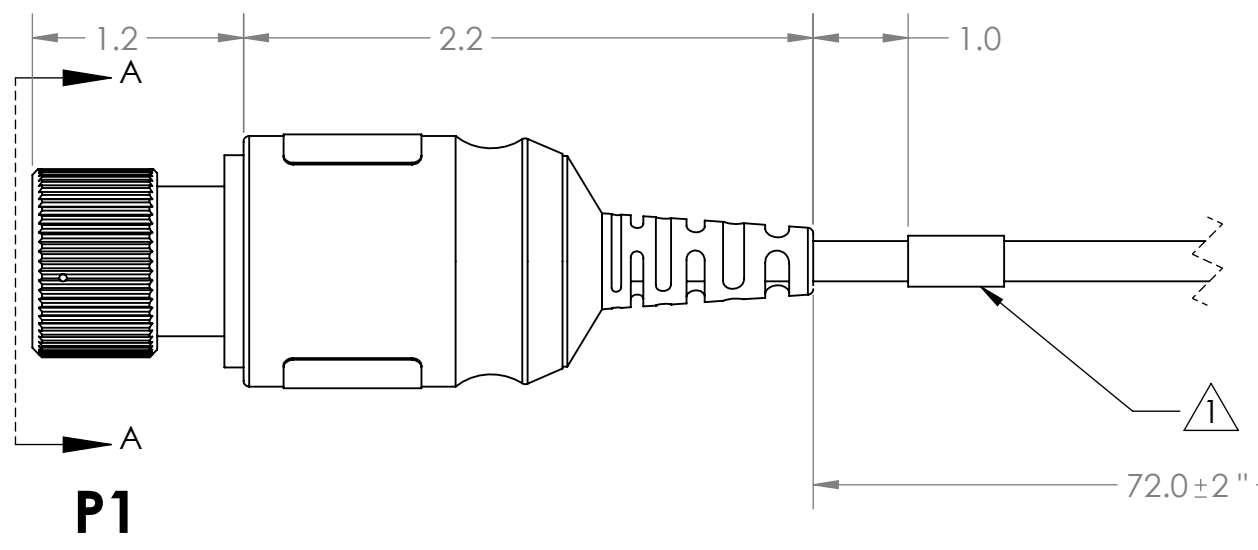
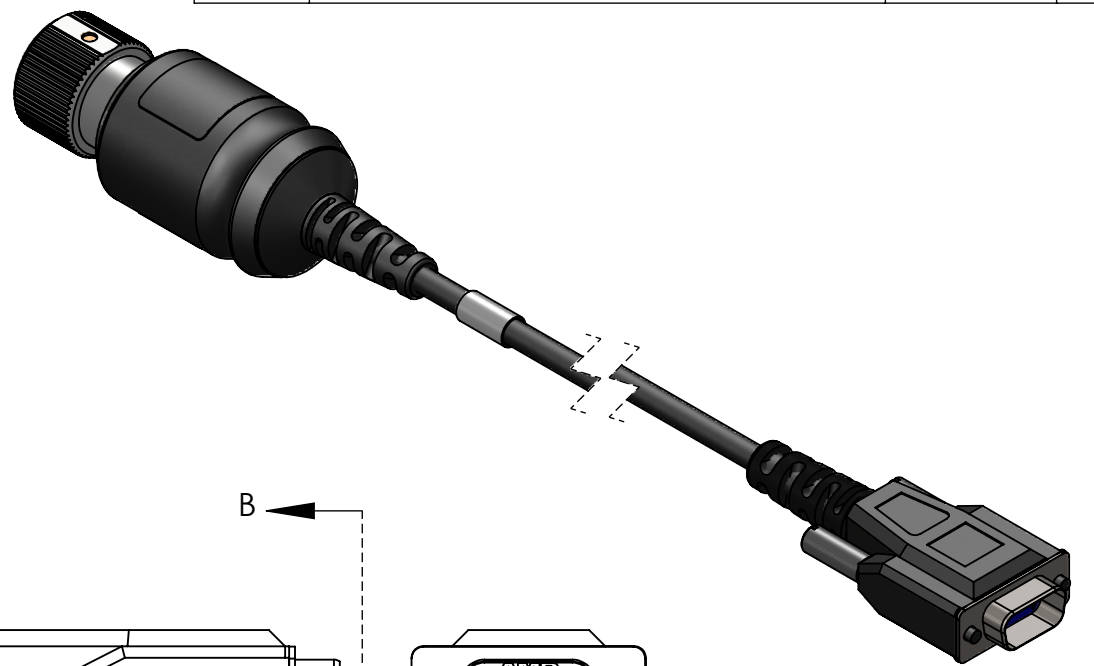


SECTION A-A
SCALE 1.3:1



SECTION B-B



REVISIONS			
REV.	DESCRIPTION	DATE	ENG
B	REDRAWN WITH CHANGE: CHANGE ITEM NO. 7 PN. ADJUSTED NOTES. UPDATED DRAWING FORMAT	11/10/2022	MOB
C	CHANGED P1 CONNECTOR TO 9 POS MALE	02/12/2024	MOB
D	UPDATED NOTES	04/09/2024	CWA

NOTES:

1. MARKING REQUIREMENTS:
 - A. LABEL(S) SHALL BE MARKED IN ACCORDANCE WITH MIL-STD-130 AS APPLICABLE.
 - B. LABEL(S) SHALL BE WHITE WITH BLACK TEXT.
 - C. LABEL(S) SHALL BE PLACED WHERE SHOWN IN DRAWING.
 - D. ADHESIVE WRAP AROUND LABEL(S) MAY BE USED.
 - E. LABEL SHALL BE MARKED WITH THE BELOW INFORMATION ONLY. REV MARKING PER PO.
(YYYY=YEAR OF MFG, MM=MONTH OF MFG, DD=DAY OF MFG, XXXX=PO NUMBER)
PN: SN-924 REV.X
CAGE: 1HJX9
LOT: TYYYYMMDDPXXXXX
2. PACKAGING REQUIREMENTS:
 - A. EACH COMPLETED ASSEMBLY SHALL BE PACKAGED IN A ZIP POLYBAG.
 - B. CONNECTOR(S) SHALL BE PACKAGED TO PREVENT DAMAGE DURING SHIPPING. BUBBLE WRAP OR PROTECTIVE COVER MUST BE USED.
 - C. POLYBAG SHALL BE MARKED WITH SUPPLYNET LOGO, PRODUCT QR CODE, PART NUMBER, CAGE CODE, AND LOT NO, PER SN-STD-LBL REQUIREMENTS.
3. WORKMANSHIP REQUIREMENTS:
 - A. MANUFACTURE TO IAW/WHMA A-620 CLASS 2 REQUIREMENTS.
 - B. SOLDERING SHALL BE COMPLIANT WITH IAW J-STD-001 AS APPLICABLE.
 - C. CONNECTOR(S) AND WIRE SHALL BE FREE FROM ANY SCRATCHES, CHIPS, AND DEFECTS.
4. INSPECTION REQUIREMENTS:
 - A. EACH COMPLETED ASSEMBLY TO BE 100% TESTED FOR SHORTS, CONTINUITY, AND JACKET RESISTANCE (250V @100MOHM MIN.)
 - B. INSPECT TO IPC/WHMA A-620 CLASS 2 REQUIREMENTS.

*OR EQUIVALENT

UNLESS OTHERWISE SPECIFIED:	NAME	DATE
DIMENSIONS ARE IN: INCHES	DRAWN	RJB 04/15/13
TOLERANCES: .XX: ± 0.03	CHECKED	RJB 04/15/13
.XXX: ± 0.005	COMMENTS:	
ANGULAR: .X°: 1°		
.XX°: 0.5°		
BREAK EDGES: .005 - .020		
FILLETS: .005 - .020		
SURFACE FINISH:		
GEOMETRIC TOLERANCING PER: ASME Y14.5 -2009	PROPRIETARY AND CONFIDENTIAL	
MATERIAL: SEE DRAWING NOTES	THE INFORMATION CONTAINED IN THIS DRAWING IS THE SOLE PROPERTY OF SUPPLYNET, INC. ANY REPRODUCTION IN PART OR AS A WHOLE WITHOUT THE WRITTEN PERMISSION OF SUPPLYNET INC. IS PROHIBITED.	
FINISH: SEE DRAWING NOTES		
DO NOT SCALE DRAWING	CAGE CODE: 1HJX9	

REF. NUMBER: SN0091		
TITLE: PRC117F TO DB9		
SIZE B	DWG. NO. SN-924	REV D
SCALE: NA	WEIGHT:	SHEET 1 OF 1