

THIS IS PROPERTY OF COOPER INTERCONNECT AND CONTAINS
CONFIDENTIAL AND TRADE SECRET INFORMATION. POSSESSION
DOES NOT CONVEY ANY RIGHTS TO LOAN, SELL OR DISCLOSE
SAID INFORMATION. REPRODUCTION OR USE FOR ANY PURPOSE
OTHER THAN WHICH IT WAS SUPPLIED MAY NOT BE MADE WITHOUT
EXPRESS WRITTEN PERMISSION OF COOPER INTERCONNECT. THIS
DRAWING IS ON LOAN AND IS TO BE RETURNED UPON REQUEST.

REVISIONS			
REV.	DESCRIPTION	DATE	APPROVED
-	INITIAL RELEASE ECN 7521	6/11/13	EHC
A	CHANGED TABLE, ADDED NOTE 3. DCN 32374 / ECN002303	1/21/15	RJF

D

C

B

A

D

C

SH 1

CI1129THG4-X

DWG. NO.

A

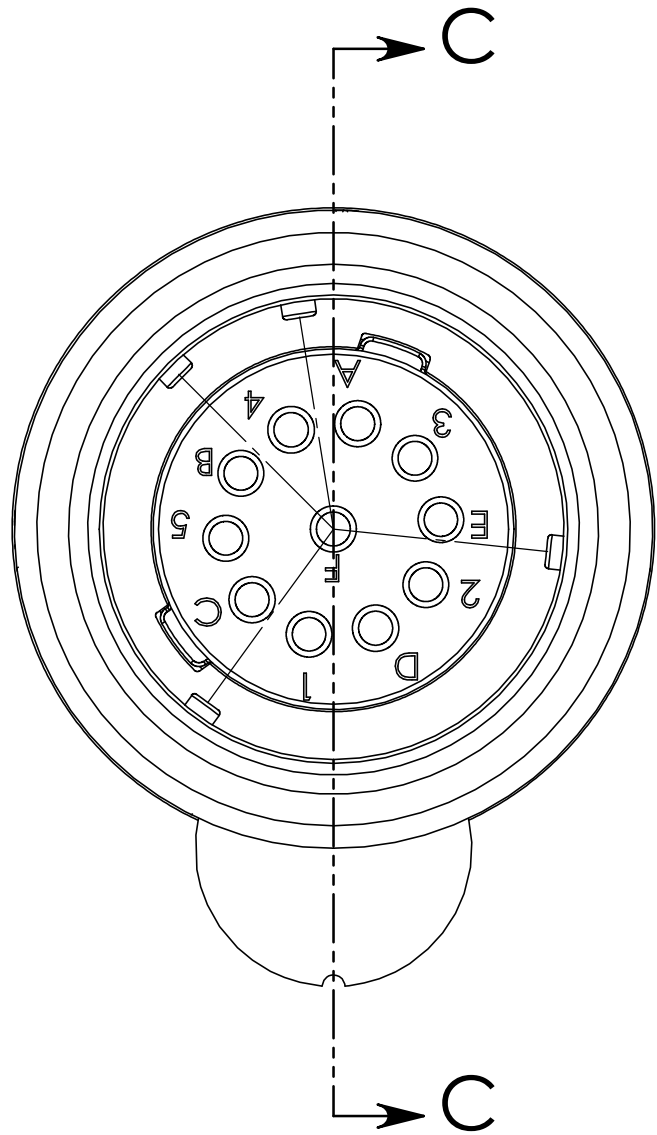
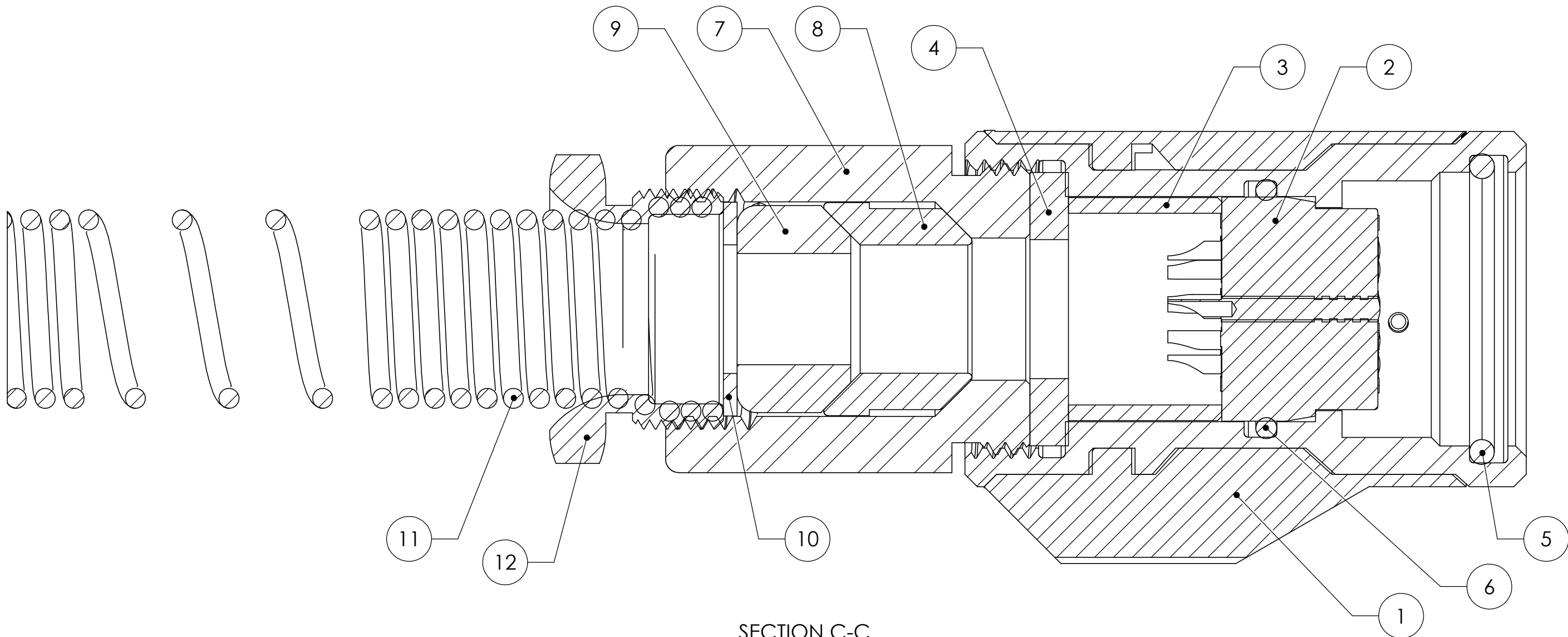


TABLE 1

CI1129THG4-X	CABLE O.D.	GROMMET	SHELL
-1	.175/.155	A1-000-2195	60-193G0
-2	.238/.218	41-1P5	60-193G2
-3	.260/.240	41-1P3	60-193G3
-4	.300/.280	41-1P1	60-193G4
-5	.330/.310	41-1P2	60-193G5

(A)

12	30-1P1	NUT, CABLE	1
11	52-1P1	SPRING	1
10	56-16P1	WASHER, FLAT	1
9	SEE TABLE 1	GROMMET	1
8	32-40P1	SHIELD, FERRULE	1
7	33-16P1	NUT, ADAPTER	1
6	40-2P1	O-RING	1
5	40-1P1	O-RING	1
4	42-94P1	GASKET	1
3	66-34P1	LOADING RING	1
2	60-192G1	INSERT	1
1	SEE TABLE 1	SHELL SUBASSY	1
ITEM	PART NUMBER	DESCRIPTION	QTY.

(A)

NOTES: UNLESS OTHERWISE SPECIFIED

- DESIGNED AND MANUFACTURED TO CONFORM TO MIL-DTL-55116 EXCEPT AS SHOWN.
- 5 GROMMET SIZE REPLACE ITEMS 10 & 11 WITH 56-1P2 & 52-3P1.
- ALL ITEMS, EXCEPT FOR 5 & 6, TO BE PACKAGED UNASSEMBLED.

THIS DRAWING IS COMPUTER
GENERATED. ALL CHANGES MUST
BE REFLECTED IN THE DATA BASE.

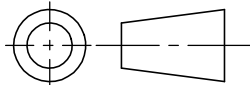
NEXT ASSY	USED ON
APPLICATION	

UNLESS OTHERWISE SPECIFIED

ALL DIMENSIONS ARE IN INCHES

DECIMAL TOL.:
.XX = ± .01
.XXX = ± .005
.XXXX = ± .0005
ANGLE TOL.: ± 0.5°
FRACTION TOL.: ± 1/64
SURFACE ROUGHNESS:
BREAK EDGE: .005 MAX.
FILLET RADII: R .005 MAX.

THIRD ANGLE PROJECTION



CONTRACT NO.

APPROVAL	DATE
DRAWN BY EHC	5/14/13
APPROVED BY MFL	6/18/13

REF PN:

COOPER Interconnect

COOPER CROUSE-HINDS, LLC
Salem, NJ 08079

TITLE
AUDIO PLUG, CABLE (11) PIN

SIZE	CAGE CODE	DWG. NO.	REV
C	4Q3V3	CI1129THG4-X	A
SCALE: 2:1	WEIGHT: lbs.	SHEET: 1 OF 1	

THIS IS PROPERTY OF COOPER INTERCONNECT AND CONTAINS CONFIDENTIAL AND TRADE SECRET INFORMATION. POSSESSION DOES NOT CONVEY ANY RIGHTS TO LOAN, SELL OR DISCLOSE SAID INFORMATION. REPRODUCTION OR USE FOR ANY PURPOSE OTHER THAN WHICH IT WAS SUPPLIED MAY NOT BE MADE WITHOUT EXPRESS WRITTEN PERMISSION OF COOPER INTERCONNECT. THIS DRAWING IS ON LOAN AND IS TO BE RETURNED UPON REQUEST.

DWG. NO.

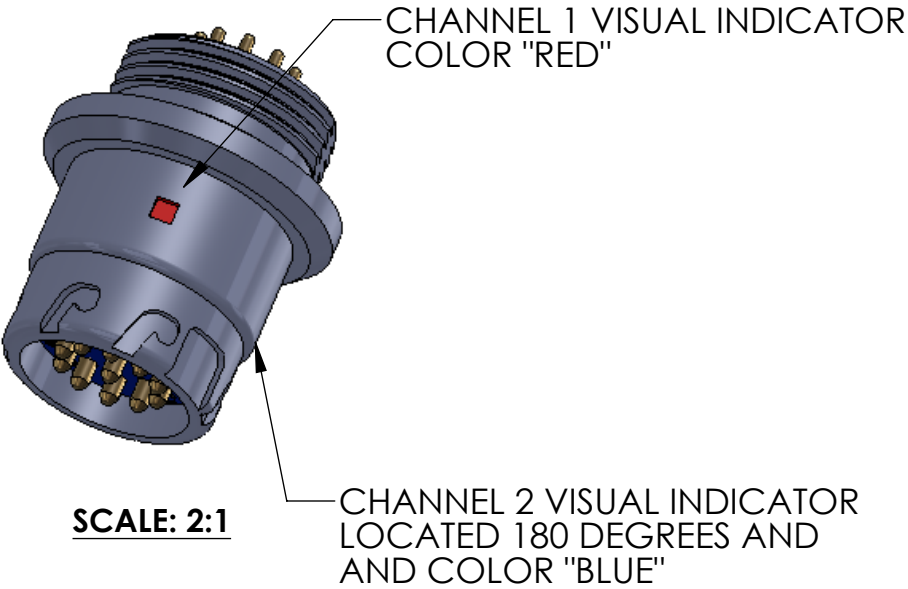
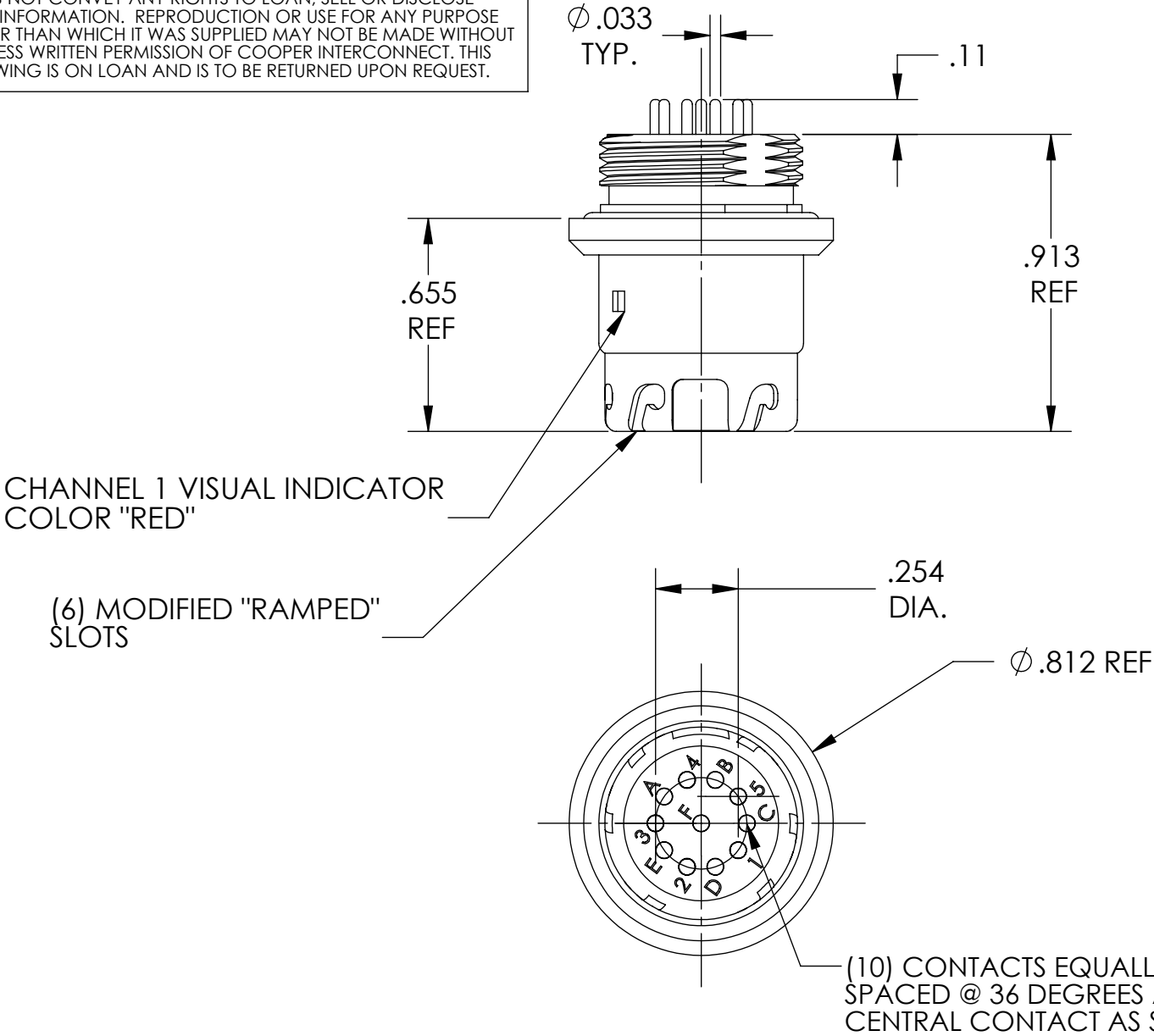
CI1683TH

SH

1

REVISIONS

REV.	DESCRIPTION	DATE	APPROVED
-	REVISED PER CUSTOMER REQUEST	04/18/12	CPF
A	CORRECTED NOTES 2 AND 3 FOR PROPER MATING CONNECTORS ECN 7381	8/24/12	CPF



ITEM NO.	PART NUMBER	Description	QTY.
1	12-535P1	SHELL	1
2	65-243P1	FRONT INSERT	1
3	105-39G1	INSERT/SPRING ASSEMBLY	1
4	72-30P1	CLIP, RETAINING	1
5	42-141P1	GASKET	1
6	40-1P1	O-RING	1
7	40-7P2	O-RING	1

NOTE:

- DESIGNED AND MANUFACTURED TO CONFORM TO MIL-DTL-55116 EXCEPT AS SHOWN.
- MATES WITH GC329 TYPE (M55116) 6 PIN CABLE PLUGS IN CHANNEL 1 "RED" AND CHANNEL 2 POSITIONS "BLUE".
- MATES WITH CI1129TH (M55116) 11 PIN CABLE PLUG IN CHANNEL 1 POSITION "RED" ONLY.
- CONNECTOR TO BE CAPABLE OF WITHSTANDING A LEAK PRESSURE OF 40 PSI AS APPLIED TO THE MATING FACE.

A

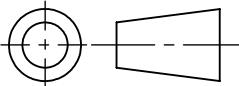
THIS DRAWING IS COMPUTER GENERATED. ALL CHANGES MUST BE REFLECTED IN THE DATA BASE.

NEXT ASSY	USED ON
APPLICATION	

UNLESS OTHERWISE SPECIFIED
ALL DIMENSIONS ARE IN INCHES

DECIMAL TOL.:
.XX = ± .01
.XXX = ± .005
.XXXX = ± .0005
ANGLE TOL.: ± 0.5°
FRACTION TOL.: ± 1/16
SURFACE ROUGHNESS:
BREAK EDGE: .005 MAX.
FILLET RADII: R .005 MAX.

THIRD ANGLE PROJECTION



CONTRACT NO.

APPROVAL	DATE
DRAWN BY CPF	03/12
APPROVED BY CPF	8/24/12

REF PN:



COOPER CROUSE-HINDS, LLC
Salem, NJ 08079

TITLE
AUDIO CONNECTOR, 11 PIN DUAL CHANNEL, FRONT MOUNT TYPE

SIZE	CAGE CODE	DWG. NO.	REV
B	4Q3V3	CI1683TH	A

SCALE: 2:1 WEIGHT: lbs SHEET: 1 OF 1