



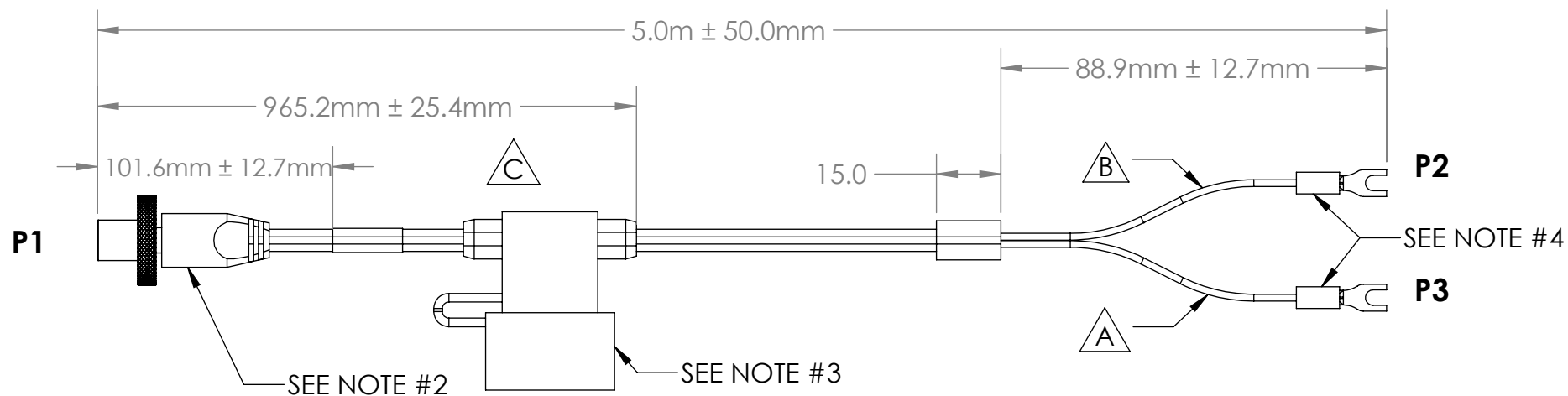
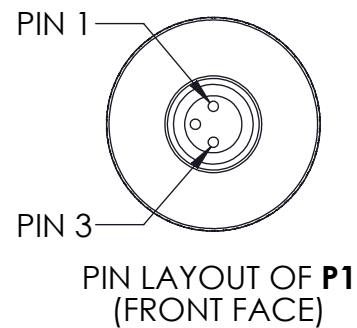


TABLE 1: LABEL INFORMATION		
ITEM NO.	LABEL TEXT	NOTES
	+++++	WHITE HEAT SHRINK LABEL 20MM LENGTH - BLACK TEXT
	-----	WHITE HEAT SHRINK LABEL 20MM LENGTH - BLACK TEXT
	SN-987-5019-001 NSN: 6150-01-521-6757 LOT: TYYYYMMDDPXXXX	WHITE HEAT SHRINK LABEL - BLACK TEXT

REVISIONS			
REV	DESCRIPTION	DATE	ENG
D	CHANGED LABEL INFO	4/29/20	TC
E	TABLE 2 ADDED & NOTES UPDATED	2/23/24	CWA



NOTES:

1. STRIP JACKET 9.0cm AND STRIP CONDUCTORS 0.5cm
2. BLACK OVER-MOLD ON P1 CONNECTOR
3. BLACK OVER-MOLD AT FUSE LOCATION
4. BLACK OVER-MOLD CENTERED OVER STRIPPED JACKET AT P2 & P3 END

5. MARKING REQUIREMENTS:

- A. LABEL(S) SHALL BE MARKED IN ACCORDANCE WITH MIL-STD-130 AS APPLICABLE.
- B. LABEL(S) SHALL BE WHITE WITH BLACK TEXT.
- C. LABEL(S) SHALL BE PLACED WHERE SHOWN IN DRAWING.
- D. ADHESIVE WRAP AROUND LABEL(S) MAY BE USED.
- E. LABEL SHALL BE MARKED WITH INFORMATION PER TABLE 1: LABEL INFORMATION.

6. PACKAGING REQUIREMENTS:


- A. EACH COMPLETED ASSEMBLY SHALL BE PACKAGED IN A ZIP POLYBAG.
- B. CONNECTOR(S) SHALL BE PACKAGED TO PREVENT DAMAGE DURING SHIPPING. BUBBLE WRAP OR PROTECTIVE COVER MUST BE USED.
- C. POLYBAG SHALL BE MARKED WITH SUPPLYNET LOGO, PRODUCT QR CODE, PART NUMBER, CAGE CODE, AND LOT NO, PER SN-STD-LBL REQUIREMENTS.

7. WORKMANSHIP REQUIREMENTS:

- A. MANUFACTURE TO IAW/WHMA A-620 CLASS 2 REQUIREMENTS.
B. SOLDERING SHALL BE COMPLIANT WITH IAW J-STD-001 AS APPLICABLE.
C. CONNECTOR(S) AND WIRE SHALL BE FREE FROM ANY SCRATCHES, CHIPS, AND DEFECTS.

8. INSPECTION REQUIREMENTS:

- A. EACH COMPLETED ASSEMBLY TO BE 100% TESTED FOR SHORTS, CONTINUITY, AND JACKET RESISTANCE (250V @100MOHM MIN.)
B. INSPECT TO IPC/WHMA A-620 CLASS 2 REQUIREMENTS.

UNLESS OTHERWISE SPECIFIED:		NAME		DATE			
DIMENSIONS ARE IN: INCHES TOLERANCES: .XX: ± 0.03 .XXX: ± 0.005 ANGULAR: .X°: 1° .XX°: 0.5° BREAK EDGES: .005 - .020 FILLETS: .005 - .020 SUFACE FINISH: GEOMETRIC TOLERANCING PER: ASME Y14.5 -2009 MATERIAL: SEE DRAWING NOTES FINISH: SEE DRAWING NOTES		DRAWN	LS	3/13/19		TITLE: DAGR POWER CABLE W/FUSE CROSS REFERENCE: ROCKWELL 987-5019-001 NSN: 6150-01-521-6757	
		CHECKED	RB	3/13/19			
		COMMENTS:					
		<u>PROPRIETARY AND CONFIDENTIAL</u> THE INFORMATION CONTAINED IN THIS DRAWING IS THE SOLE PROPERTY OF SUPPLYNET, INC. ANY REPRODUCTION IN PART OR AS A WHOLE WITHOUT THE WRITTEN PERMISSION OF SUPPLYNET INC. IS PROHIBITED.				SIZE B	
DO NOT SCALE DRAWING		CAGE CODE: 1HJX9				DWG. NO. SN-987-5019-001	
		SCALE: NA				WEIGHT:	
						SHEET 1 OF 1	