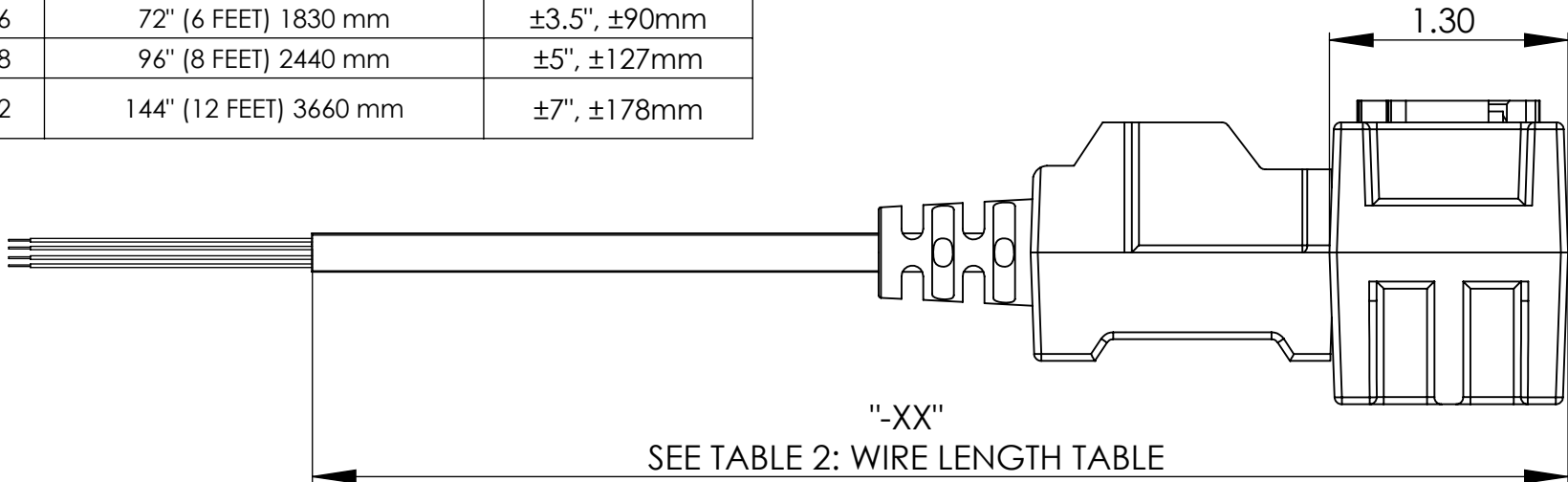
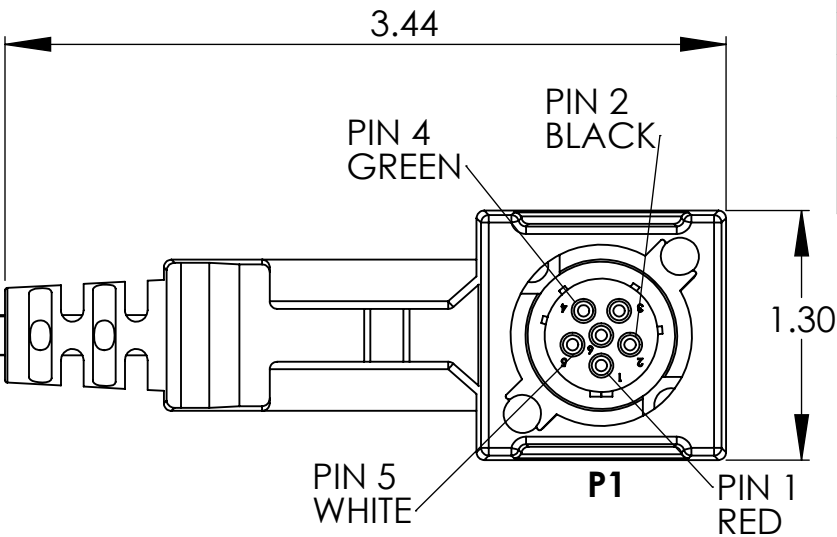
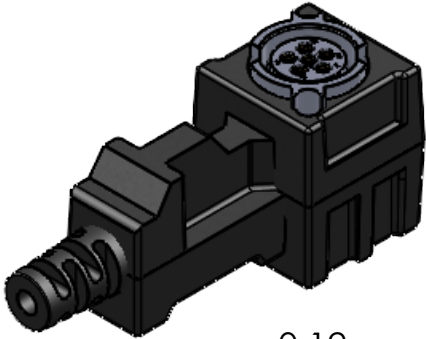


TABLE 1: WIRE RUN LIST	
P1	COLOR
1	RED
2	BLACK
4	GREEN
5	WHITE

AVAILABLE IN THE FOLLOWING CONFIGURATIONS:

TABLE 2: WIRE LENGTH TABLE		
PART NUMBER	WIRE LENGTH	TOLERANCE
CONN-BA5590-FC	36" (3 FEET) 915 mm	±2", ±50mm
CONN-BA5590-FC-06	72" (6 FEET) 1830 mm	±3.5", ±90mm
CONN-BA5590-FC-08	96" (8 FEET) 2440 mm	±5", ±127mm
CONN-BA5590-FC-12	144" (12 FEET) 3660 mm	±7", ±178mm

REVISIONS			
REV	DESCRIPTION	DATE	ENG
B	NOTES UPDATED	1/31/24	CWA
C	TABLE 1: WIRE RUN LIST ADDED	2/15/24	CWA
D	MODEL UPDATED, WIRE TOLERANCES UPDATED	2/16/24	CWA



BILL OF MATERIALS			
ITEM NO.	PART NO	QTY	NAME/DESCRIPTION
1	184C-V01A	"-XX"	18 AWG, 4C, .0D, 20±0.1"
2	CONN-BA5590-FC	1	FEMALE BA5590 CONNECTOR

NOTES:

- WIRING SHALL BE DONE IN ACCORDANCE WITH TABLE 1 WIRE RUN LIST.
- PACKAGING REQUIREMENTS:
 - EACH COMPLETED ASSEMBLY SHALL BE PACKAGED IN A 8.0"x10.0" 4MIL MIN. THICK ZIP POLYBAG.
 - CONNECTOR(S) SHALL BE PACKAGED TO PREVENT DAMAGE DURING SHIPPING. BUBBLE WRAP OR PROTECTIVE COVER MUST BE USED.
 - POLYBAG SHALL BE MARKED WITH SUPPLYNET LOGO, PRODUCT QR CODE, PART NUMBER, CAGE CODE, AND LOT NO, PER SN-STD-LBL REQUIREMENTS.
- WORKMANSHIP REQUIREMENTS:
 - MANUFACTURE TO IAW/WHMA A-620 CLASS 2 REQUIREMENTS.
 - SOLDERING SHALL BE COMPLIANT WITH IAW J-STD-001 AS APPLICABLE.
 - CONNECTOR(S) AND WIRE SHALL BE FREE FROM ANY SCRATCHES, CHIPS, AND DEFECTS.
- INSPECTION REQUIREMENTS:
 - EACH COMPLETED ASSEMBLY TO BE 100% TESTED FOR SHORTS, CONTINUITY, AND JACKET RESISTANCE (250V @100MOHM MIN.)
 - INSPECT TO IPC/WHMA A-620 CLASS 2 REQUIREMENTS.

UNLESS OTHERWISE SPECIFIED:
DIMENSIONS ARE IN: INCHES
TOLERANCES: .XX: ± 0.03
.XXX: ± 0.005
ANGULAR: .X°: 1°
.XX°: 0.5°
BREAK EDGES: .005 - .020
FILLETS: .005 - .020
SUFACE FINISH:
GEOMETRIC TOLERANCING
PER: ASME Y14.5
MATERIAL: SEE DRAWING NOTES
FINISH: SEE DRAWING NOTES
DO NOT SCALE DRAWING

DRAWN DD 07/22/09
CHECKED RB 07/22/09
COMMENTS:
PROPRIETARY AND CONFIDENTIAL
THE INFORMATION CONTAINED IN THIS DRAWING IS THE SOLE PROPERTY OF <INSERT COMPANY NAME HERE>. ANY REPRODUCTION IN PART OR AS A WHOLE WITHOUT THE WRITTEN PERMISSION OF <INSERT COMPANY NAME HERE> IS PROHIBITED.

REF. NUMBER: SN0367

SupplyNet DESIGN ENGINEERING MANUFACTURING
TITLE:
BA-5590 FEMALE BATTERY CONNECTOR WITH CABLE
SIZE DWG. NO. REV
B **CONN-BA5590-FC-XX** **D**
SCALE: 1:1 WEIGHT: SHEET 1 OF 1