

| TABLE 1: WIRE RUN LIST |             |
|------------------------|-------------|
| PCB LOCATION           | WIRE COLORS |
| 4, 5                   | RED         |
| 1, 2                   | BLACK       |

| TABLE 2: WIRE LENGTH CHART |                          |                    |
|----------------------------|--------------------------|--------------------|
| PART NUMBER & PART MARKING | "-XX" DIMENSION (INCHES) | TOLERANCE (INCHES) |
| 191004E-01-ND              | 12                       | +1.0", -0.0"       |
| 191004E-02-ND              | 24                       | +2.0", -0.0"       |
| 191004E-03-ND              | 36                       | +2.0", -0.0"       |
| 191004E-04-ND              | 48                       | +2.0", -0.0"       |
| 191004E-05-ND              | 60                       | +2.0", -0.0"       |
| 191004E-06-ND              | 72                       | +4.0", -0.0"       |
| 191004E-08-ND              | 96                       | +4.0", -0.0"       |
| 191004E-10-ND              | 120                      | +4.0", -0.0"       |
| 191004E-12-ND              | 144                      | +6.0", -0.0"       |
| 191004E-15-ND              | 216                      | +6.0", -0.0"       |
| 191004E-20-ND              | 240                      | +6.0", -0.0"       |

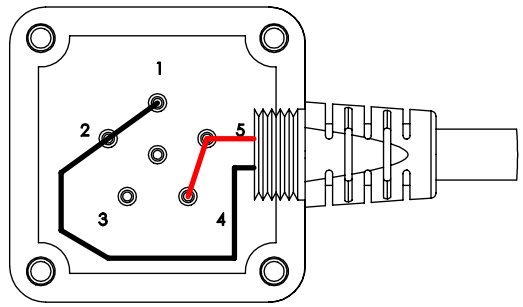
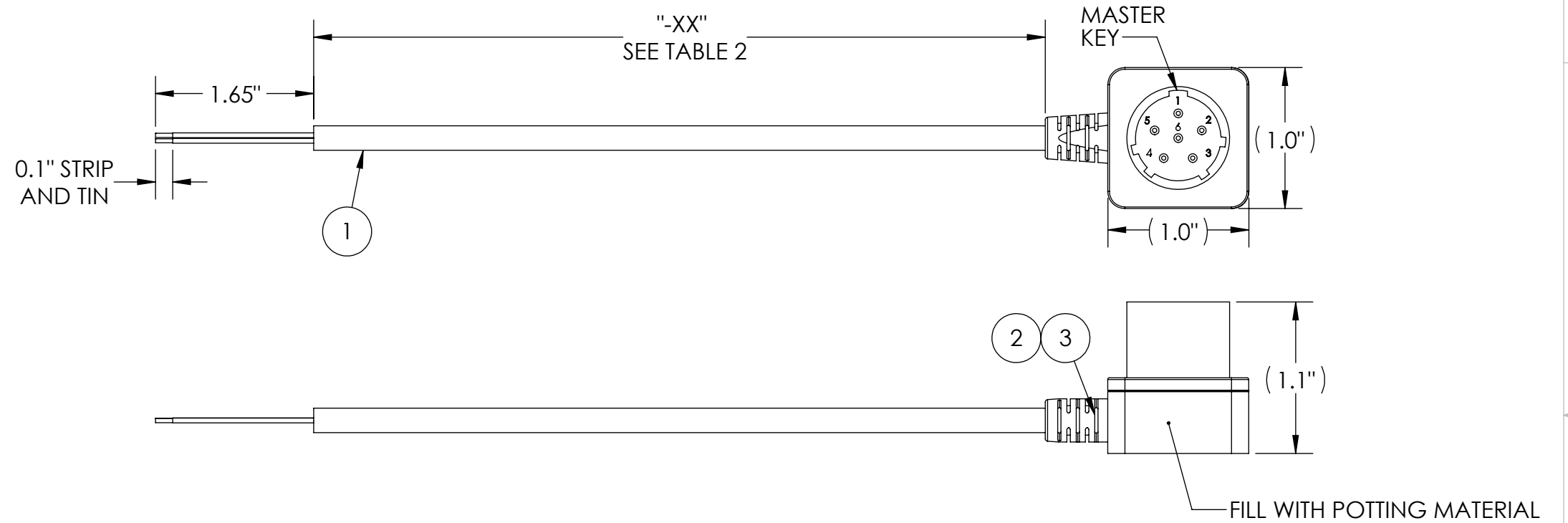


DIAGRAM 1:  
WIRING DIAGRAM

| REVISIONS |   |           |          |
|-----------|---|-----------|----------|
| REV.      | DESCRIPTION                                     | DATE      | APPROVED |
| F         | REMOVED PCB FROM BOM, UPDATED WIRE RUN LIST.    | 1/15/2021 | MOB      |
| G         | CHANGED ITEM NO. 1 PN, ADDED HI-POT TEST NOTES. | 3/29/2022 | MOB      |



NOTES:

1. WIRING SHALL BE DONE IN ACCORDANCE WITH TABLE 1 WIRE RUN LIST.
2. PACKAGING REQUIREMENTS:
  - A. EACH COMPLETED ASSEMBLY SHALL BE PACKAGED IN A ZIP POLYBAG.
  - B. CONNECTOR(S) SHALL BE PACKAGED TO PREVENT DAMAGE DURING SHIPPING. BUBBLE WRAP OR PROTECTIVE COVER MUST BE USED.
  - C. POLYBAG SHALL BE MARKED WITH SUPPLYNET LOGO, PRODUCT QR CODE, PART NUMBER, CAGE CODE, AND LOT NO, PER SN-STD-LBL REQUIREMENTS.
3. WORKMANSHIP REQUIREMENTS:
  - A. MANUFACTURE TO IAW/WHMA A-620 CLASS 2 REQUIREMENTS.
  - B. SOLDERING SHALL BE COMPLIANT WITH IAW J-STD-001 AS APPLICABLE.
  - C. CONNECTOR(S) AND WIRE SHALL BE FREE FROM ANY SCRATCHES, CHIPS, AND DEFECTS.
4. INSPECTION REQUIREMENTS:
  - A. EACH COMPLETED ASSEMBLY TO BE 100% TESTED FOR SHORTS, CONTINUITY, AND JACKET RESISTANCE (250V @100MOHM MIN.)
  - B. INSPECT TO IPC/WHMA A-620 CLASS 2 REQUIREMENTS.

| BILL OF MATERIALS |                |     |  |
|-------------------|----------------|-----|--|
| ITEM NO.          | PART NO        | QTY | NAME/DESCRIPTION                       |
| 1                 | 202C-U07A      | XX  | CABLE, 2C, AWG 20, PU JACKET, 4.6MM OD |
| 2                 | CONN-BA5590-MT | 1   | Male BA5590 with Threaded Backshell    |
| 3                 | SR:0024        | 1   | THREADED STRAIN RELIEF                 |

|   |  |  |              |   |
|---|--|--|--------------|---|
| UNLESS OTHERWISE SPECIFIED:   |  | NAME   | DATE         | REF. NUMBER: SN0617   |
| DIMENSIONS ARE IN: INCHES<br>TOLERANCES: .XX: ± 0.03<br>.XXX: ± 0.005<br>ANGULAR: .X°: 1°<br>.XX°: 0.5°<br>BREAK EDGES: .005 - .020<br>FILLET: .005 - .020<br>SURFACE FINISH: |  | DRAWN  | LS 3/29/2019 |   |
| GEOMETRIC TOLERANCING PER: ASME Y14.5 -2009   |  | CHECKED  | RB 3/29/2019 | TITLE:<br><b>BB-2590 BATTERY CABLE WITH POLYURETHANE JACKET, 12V, VARIABLE LENGTH</b> |
| MATERIAL: SEE DRAWING NOTES<br>FINISH: SEE DRAWING NOTES  |  | COMMENTS:  |              |   |
| DO NOT SCALE DRAWING  |  | <p><b>PROPRIETARY AND CONFIDENTIAL</b></p> <p>THE INFORMATION CONTAINED IN THIS DRAWING IS THE SOLE PROPERTY OF SUPPLYNET, INC. ANY REPRODUCTION IN PART OR AS A WHOLE WITHOUT THE WRITTEN PERMISSION OF SUPPLYNET INC. IS PROHIBITED.</p> |              | SIZE <b>B</b> DWG. NO. <b>191004E-XX-ND</b> REV <b>G</b>                              |
|   |  | <b>CAGE CODE: 1HJX9</b>  |              | SCALE: NA WEIGHT: SHEET 1 OF 2  |

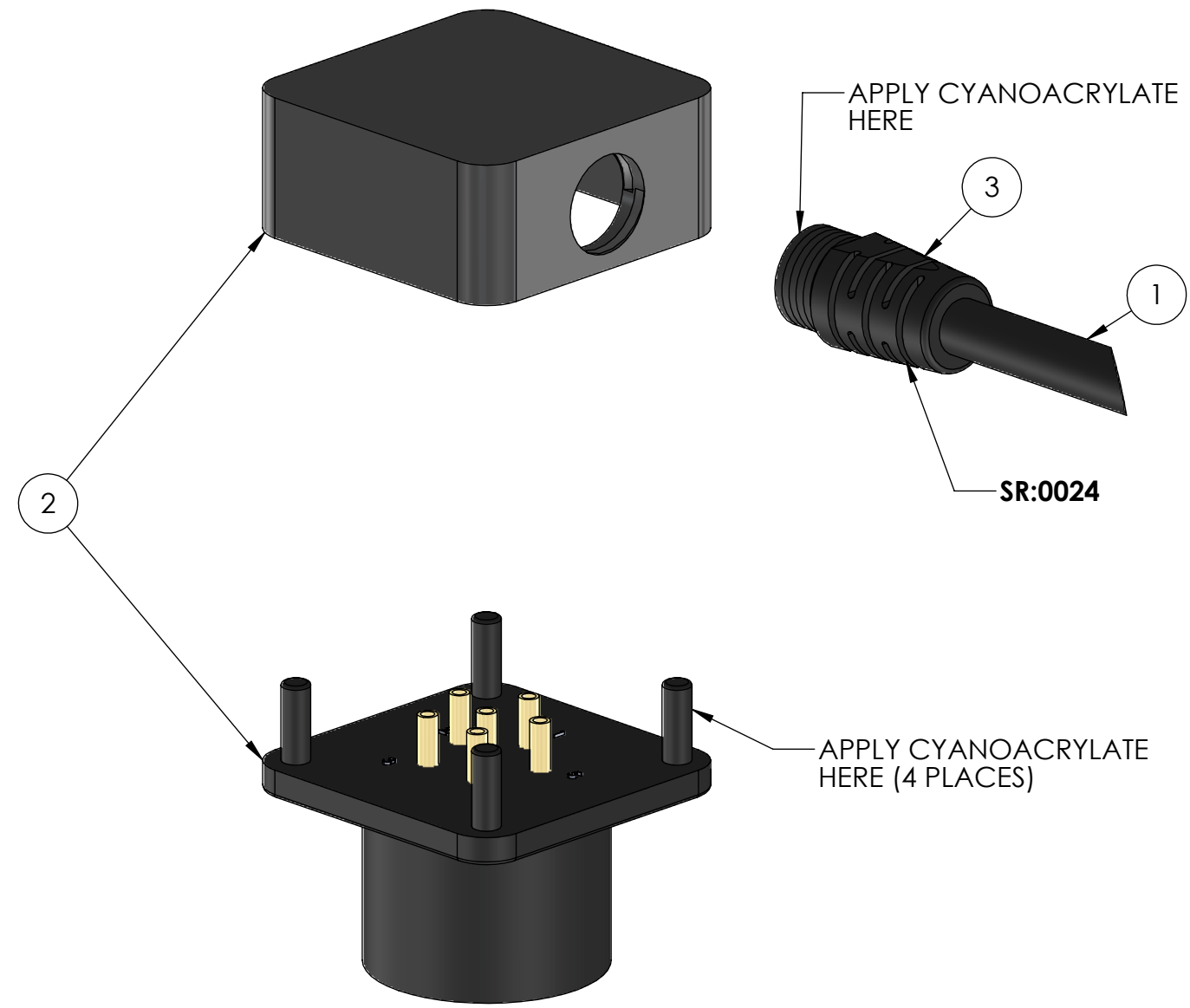


DIAGRAM 2:  
EXPLODED VIEW  
SCALE 2 : 1

| BILL OF MATERIALS |                |     |  |
|-------------------|----------------|-----|--|
| ITEM NO.          | PART NO        | QTY | NAME/DESCRIPTION                       |
| 1                 | 202C-U07A      | XX  | CABLE, 2C, AWG 20, PU JACKET, 4.6MM OD |
| 2                 | CONN-BA5590-MT | 1   | Male BA5590 with Threaded Backshell    |
| 3                 | SR:0024        | 1   | THREADED STRAIN RELIEF                 |

REF. NUMBER: SN0617



TITLE:  
**BB-2590 BATTERY CABLE WITH  
POLYURETHANE JACKET, 12V,  
VARIABLE LENGTH**

**PROPRIETARY AND CONFIDENTIAL**  
THE INFORMATION CONTAINED IN THIS  
DRAWING IS THE SOLE PROPERTY OF  
SUPPLYNET, INC. ANY REPRODUCTION  
IN PART OR AS A WHOLE WITHOUT THE  
WRITTEN PERMISSION OF SUPPLYNET INC.  
IS PROHIBITED.

|                  |                                  |                 |
|------------------|----------------------------------|-----------------|
| SIZE<br><b>B</b> | DWG. NO.<br><b>191004E-XX-ND</b> | REV<br><b>G</b> |
|------------------|----------------------------------|-----------------|

**CAGE CODE: 1HJX9** SCALE: NA WEIGHT: SHEET 2 OF 2