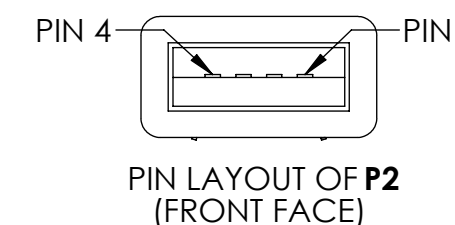
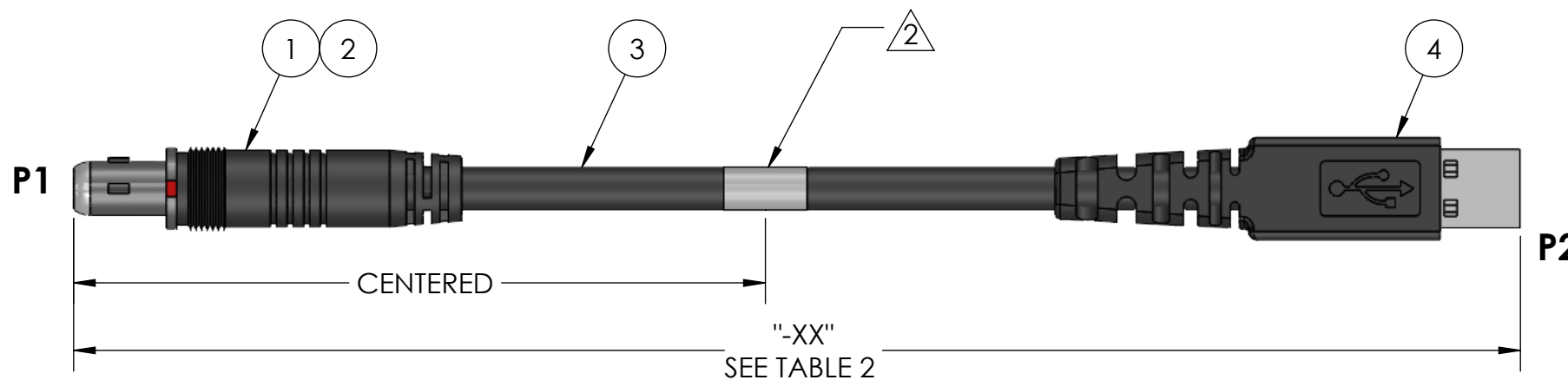
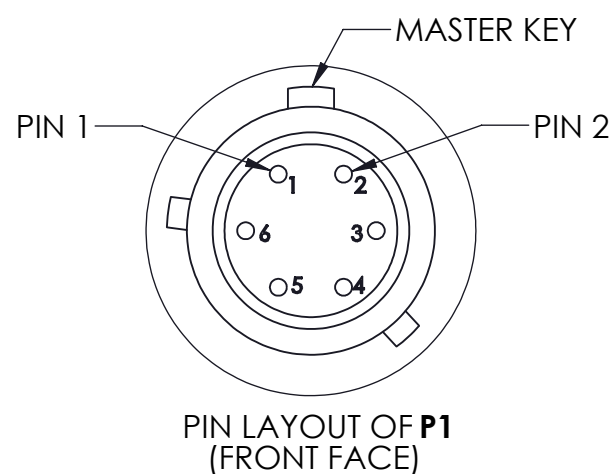


TABLE 1: WIRE RUN LIST		
P1	WIRE COLOR	P2
3	RED	1
5	WHITE	2
4	GREEN	3
2	BLACK	4
SHELL	SHIELD	SHELL

TWISTED PAIR

TABLE 2: WIRE LENGTH TABLE		
"-XX" FROM P/N	"XX" DIMENSION (IN.)	TOLERANCE (INCHES)
01	12.0"	± 0.5"
1.5	18.0"	± 1.0"
03	36.0"	± 2.0"
06	72.0"	± 3.0"
12	144.0"	± 5.0"

REVISIONS			
REV	DESCRIPTION	DATE	ENG
A	RELEASE	06/21/2021	RB
B	UPDATED NOTES & BOM	11/06/2024	CWA



NOTES:

1. WIRING SHALL BE DONE IN ACCORDANCE WITH TABLE 1 WIRE RUN LIST.

2. MARKING REQUIREMENTS:

- A. LABEL(S) SHALL BE MARKED IN ACCORDANCE WITH MIL-STD-130 APPLICABLE.
- B. LABEL(S) SHALL BE WHITE WITH BLACK TEXT.
- C. LABEL(S) SHALL BE PLACED WHERE SHOWN IN DRAWING.
- D. ADHESIVE WRAP AROUND LABEL(S) MAY BE USED.
- E. LABEL(S) SHALL BE MARKED WITH THE BELOW INFORMATION ONLY. REV MARKING PER PO.
(YYYY = YEAR OF MFG, MM = MONTH OF MFG, DD, DAY OF MFG, XXXXX = PO NUMBER)
PN: SN-808-079-C1-XX REV. X
CAGE: 1HJX9
LOT: TYYYYMMDDPXXXXX

3. PACKAGING REQUIREMENTS:

- A. EACH COMPLETED ASSEMBLY SHALL BE PACKAGED IN A ZIP POLYBAG.
- B. CONNECTOR(S) SHALL BE PACKAGED TO PREVENT DAMAGE DURING SHIPPING. BUBBLE WRAP OR PROTECTIVE COVER MUST BE USED.
- C. POLYBAG SHALL BE MARKED WITH SUPPLYNET LOGO, PRODUCT QR CODE, PART NUMBER, CAGE CODE, AND LOT NO, PER SN-STD-LBL REQUIREMENTS.

4. WORKMANSHIP REQUIREMENTS:

- A. MANUFACTURE TO IAW/WHMA A-620 CLASS 2 REQUIREMENTS.
- B. SOLDERING SHALL BE COMPLIANT WITH IAW J-STD-001 AS APPLICABLE.
- C. CONNECTOR(S) AND WIRE SHALL BE FREE FROM ANY SCRATCHES, CHIPS, AND DEFECTS.

5. INSPECTION REQUIREMENTS:

- A. EACH COMPLETED ASSEMBLY TO BE 100% TESTED FOR SHORTS, CONTINUITY, AND JACKET RESISTANCE (250V @100MOHM MIN.)
- B. INSPECT TO IPC/WHMA A-620 CLASS 2 REQUIREMENTS.

BILL OF MATERIALS			
ITEM NO.	PART NUMBER	QTY	NAME
1	807-309-06ZNU6-6PY	1	MALE NETT WARRIOR
2	BE-04	1	BANDING CLAMP
3	RR-AMX2-72G	0.5	USB A MALE to MALE OD: 5.0

REF. NUMBER: SN0803

UNLESS OTHERWISE SPECIFIED: DIMENSIONS ARE IN: INCHES TOLERANCES: .XX: ± 0.03 .XXX: ± 0.005 ANGULAR: .X°: 1° .XX°: 0.5° BREAK EDGES: .005 - .020 FILLETS: .005 - .020 SURFACE FINISH: GEOMETRIC TOLERANCING PER: ASME Y14.5 -2009 MATERIAL: SEE DRAWING NOTES FINISH: SEE DRAWING NOTES DO NOT SCALE DRAWING	NAME	DATE	
	DRAWN	TC 4/2/21	
COMMENTS: PROPRIETARY AND CONFIDENTIAL THE INFORMATION CONTAINED IN THIS DRAWING IS THE SOLE PROPERTY OF SUPPLYNET, INC. ANY REPRODUCTION IN PART OR AS A WHOLE WITHOUT THE WRITTEN PERMISSION OF SUPPLYNET INC. IS PROHIBITED.	CHECKED	RB 4/2/21	TITLE: GLENAIR NETT WARRIOR PLUG TO USB A MALE
	SIZE DWG. NO. B SN-808-079-C1-XX B		
CAGE CODE: 1HJX9		SCALE: NA	WEIGHT:
		SHEET 1 OF 1	